

## Lightning in the Hills



15" finished quilt block

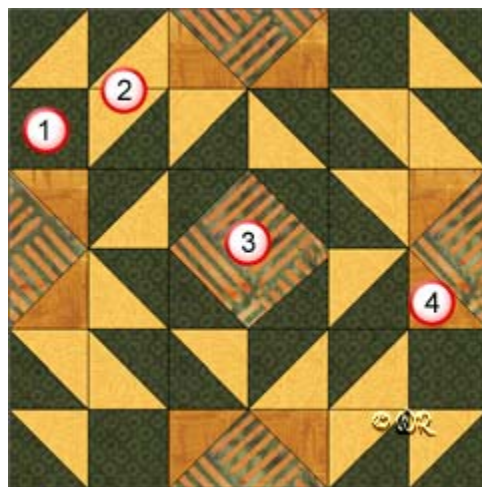
12" finished quilt block

9" finished quilt block

# Patchwork Square

Free Quilt Block Pattern

Fabric Placement



## Lightning in the Hills

15" finished quilt block

### How-to Notes



Bisect square on one diagonal



Bisect square on both diagonals

\*All seam allowances are  $\frac{1}{4}$ " unless noted otherwise

1



#### Background fabric 1

Cut 4 squares 3"

Cut 12 squares  $3\frac{3}{8}$ " and bisect on one diagonal


2



#### Fabric 2

Cut 10 squares  $3\frac{3}{8}$ " and bisect on one diagonal

3




#### Fabric 3

Cut 1 square  $6\frac{1}{4}$ " and bisect on both diagonals

Cut 1 square  $4\frac{-1}{16}$ " for centre of block

4



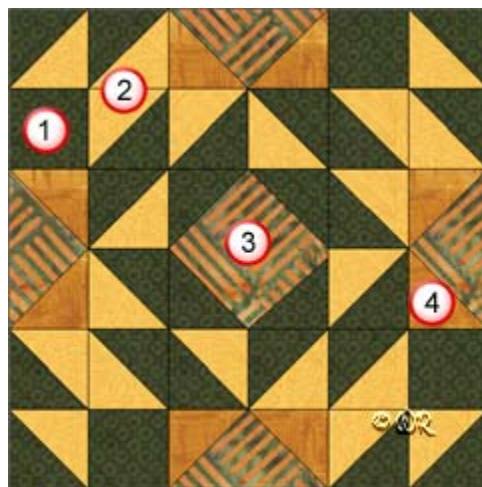
#### Fabric 4

Cut 4 squares  $3\frac{3}{8}$ " and bisect on one diagonal

# Patchwork Square

Free Quilt Block Pattern

Fabric Placement



## Lightning in the Hills

12" finished quilt block

### How-to Notes



Bisect square on one diagonal



Bisect square on both diagonals

\*All seam allowances are  $\frac{1}{4}$ " unless noted otherwise

1



#### Background fabric 1

Cut 4 squares  $2\frac{1}{2}$ "

Cut 12 squares  $2\frac{7}{8}$ " and bisect on one diagonal


2



#### Fabric 2

Cut 10 squares  $2\frac{7}{8}$ " and bisect on one diagonal

3




#### Fabric 3

Cut 1 square  $5\frac{1}{4}$ " and bisect on both diagonals

Cut 1 square  $3\frac{3}{8}$ " for centre of block

4




#### Fabric 4

Cut 4 squares  $2\frac{7}{8}$ " and bisect on one diagonal

# Patchwork Square

Free Quilt Block Pattern

Fabric Placement



## Lightning in the Hills

9" finished quilt block

### How-to Notes







Bisect square on one diagonal



Bisect square on both diagonals

\*All seam allowances are  $\frac{1}{4}$ " unless noted otherwise

<b>1</b>		<b>Background fabric 1</b> Cut 4 squares 2" Cut 12 squares $2\frac{3}{8}$ " and bisect on one diagonal
<b>2</b>		<b>Fabric 2</b> Cut 10 squares $2\frac{3}{8}$ " and bisect on one diagonal
<b>3</b>		<b>Fabric 3</b> Cut 1 square $4\frac{1}{4}$ " and bisect on both diagonals Cut 1 square $2\frac{5}{8}$ " for centre of block
<b>4</b>		<b>Fabric 4</b> Cut 4 squares $2\frac{3}{8}$ " and bisect on one diagonal

# Patchwork Square

Free Quilt Block Pattern

## Lightning in the Hills

