



Lady of the Lake



- 15" finished quilt block
- 10" finished quilt block
- 7 ½" finished quilt block
- 5" finished quilt block


Lady of the Lake

15" finished quilt block



one dark fabric

Fabric Placement



assorted dark fabrics

How-to Notes



Bisect square on one diagonal



Bisect square on both diagonals

*All seam allowances are 1/4" unless noted otherwise

1



Light fabric

Cut 8 squares 3 7/8" and bisect on one diagonal
Cut 1 square 9 7/8" and bisect on one diagonal (*you will have one triangle left over for a second block*)

2




Dark fabric (or assorted dark fabrics)

Cut 8 squares 3 7/8" and bisect on one diagonal
Cut 1 square 6 7/8" and bisect on one diagonal (*you will have one triangle left over for a second block*)

Lady of the Lake

10" finished quilt block



one dark fabric

Fabric Placement



assorted dark fabrics

How-to Notes



Bisect square on one diagonal



Bisect square on both diagonals

*All seam allowances are 1/4" unless noted otherwise

1



Light fabric

Cut 8 squares 2 7/8" and bisect on one diagonal
Cut 1 square 6 7/8" and bisect on one diagonal (*you will have one triangle left over for a second block*)

2



Dark fabric (or assorted dark fabrics)

Cut 8 squares 2 7/8" and bisect on one diagonal
Cut 1 square 6 7/8" and bisect on one diagonal (*you will have one triangle left over for a second block*)

Lady of the Lake

7 1/2" finished quilt block



one dark fabric

Fabric Placement



assorted dark fabrics

How-to Notes



Bisect square on one diagonal



Bisect square on both diagonals

*All seam allowances are 1/4" unless noted otherwise

1



Light fabric

Cut 8 squares 2 3/8" and bisect on one diagonal
Cut 1 square 5 3/8" and bisect on one diagonal (*you will have one triangle left over for a second block*)

2




Dark fabric (or assorted dark fabrics)

Cut 8 squares 2 3/8" and bisect on one diagonal
Cut 1 square 5 3/8" and bisect on one diagonal (*you will have one triangle left over for a second block*)

Lady of the Lake

5" finished quilt block



one dark fabric

Fabric Placement



assorted dark fabrics

How-to Notes



Bisect square on one diagonal



Bisect square on both diagonals

*All seam allowances are 1/4" unless noted otherwise

1



Light fabric

Cut 8 squares 1 7/8" and bisect on one diagonal
Cut 1 square 3 7/8" and bisect on one diagonal (*you will have one triangle left over for a second block*)

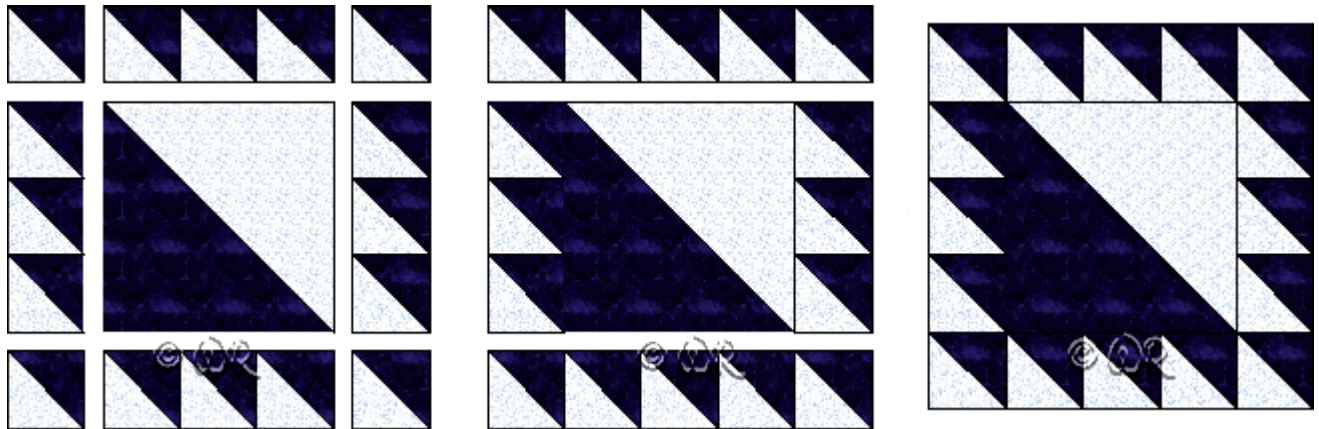

2



Dark fabric (or assorted dark fabrics)

Cut 8 squares 1 7/8" and bisect on one diagonal
Cut 1 square 3 7/8" and bisect on one diagonal (*you will have one triangle left over for a second block*)

Lady of the Lake



Lady of the Lake

Sample Quilt Layouts

Scrappy Versions



More layouts next page

Lady of the Lake

Sample Quilt Layouts

2 colours only

