


# King David's Crown - a Variation

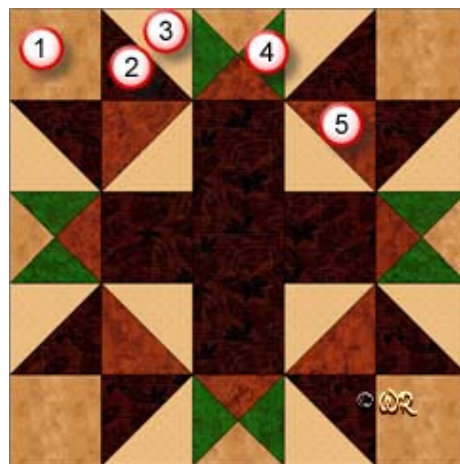


15" finished quilt block  
10" finished quilt block  
7 ½" finished quilt block

## King David's Crown - a Variation

15" finished quilt block

Fabric Placement



### How-to Notes



Bisect square on one diagonal



Bisect square on both diagonals

\*All seam allowances are 1/4" unless noted otherwise

**1**



#### Fabric 1

Cut 4 squares 3 1/2"

Cut 1 square 4 1/4" and bisect on both diagonals

**2**



#### Fabric 2

Cut 4 squares 3 7/8" and bisect on one diagonal

Cut 2 squares 3 1/2"


**3**



#### Fabric 3

Cut 6 squares 3 7/8" and bisect on one diagonal

**4**



#### Fabric 4

Cut 2 squares 4 1/4" and bisect on both diagonals

**5**



#### Fabric 5

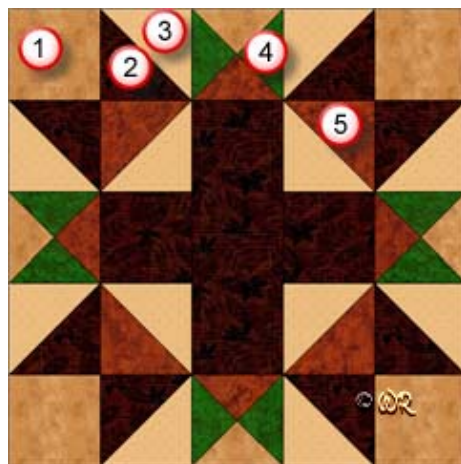
Cut 2 squares 3 7/8" and bisect on one diagonal

Cut 1 square 4 1/4" and bisect on both diagonals

## King David's Crown - a Variation

10" finished quilt block

Fabric Placement



### How-to Notes



Bisect square on one diagonal



Bisect square on both diagonals

\*All seam allowances are 1/4" unless noted otherwise

1




#### Fabric 1

Cut 4 squares 2 1/2"

Cut 1 square 3 1/4" and bisect on both diagonals

2



#### Fabric 2

Cut 4 squares 2 7/8" and bisect on one diagonal

Cut 2 squares 2 1/2"

3



#### Fabric 3

Cut 6 squares 2 7/8" and bisect on one diagonal

4



#### Fabric 4

Cut 2 squares 3 1/4" and bisect on both diagonals

5



#### Fabric 5

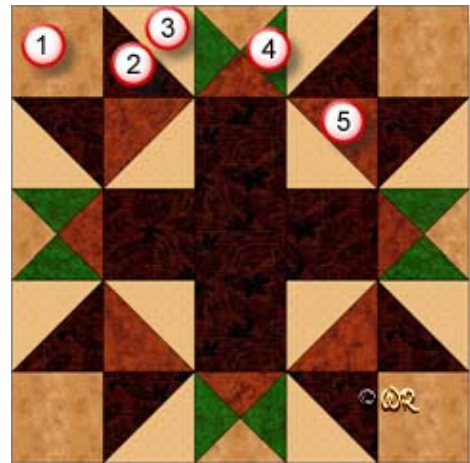
Cut 2 squares 2 7/8" and bisect on one diagonal

Cut 1 square 3 1/4" and bisect on both diagonals

## King David's Crown - a Variation

7 1/2" finished quilt block

Fabric Placement



### How-to Notes



Bisect square on one diagonal



Bisect square on both diagonals

\*All seam allowances are 1/4" unless noted otherwise

**1**



#### Fabric 1

Cut 4 squares 2"

Cut 1 square 2 3/4" and bisect on both diagonals

**2**



#### Fabric 2

Cut 4 squares 2 3/8" and bisect on one diagonal

Cut 2 squares 2"


**3**



#### Fabric 3

Cut 6 squares 2 3/8" and bisect on one diagonal

**4**



#### Fabric 4

Cut 2 squares 2 3/4" and bisect on both diagonals

**5**



#### Fabric 5

Cut 2 squares 2 3/8" and bisect on one diagonal

Cut 1 square 2 3/4" and bisect on both diagonals

# King David's Crown - a Variation

