


Kansas Troubles






12" finished quilt block

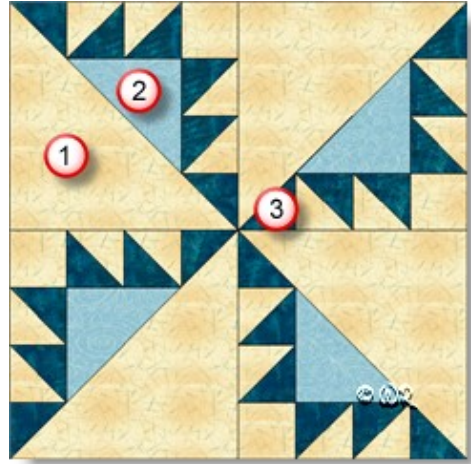
8" finished quilt block

Kansas Troubles

Sample Quilt Layouts



Fabric Placement



Kansas Troubles

12" finished quilt block

How-to Notes



Bisect square on one diagonal



Bisect square on both diagonals

*All seam allowances are $\frac{1}{4}$ " unless noted otherwise

1



Background fabric

2 squares $6\frac{7}{8}$ " and bisect on one diagonal

4 squares 2"

8 squares $2\frac{3}{8}$ " and bisect on one diagonal

2



Fabric 2

2 squares $3\frac{7}{8}$ " and bisect on one diagonal

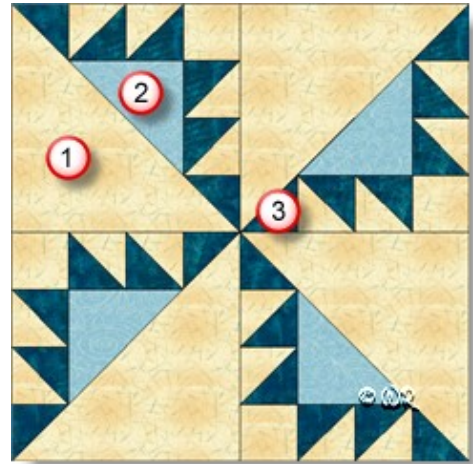
3



Fabric 3

12 squares $2\frac{3}{8}$ " and bisect on one diagonal

Fabric Placement



Kansas Troubles

8" finished quilt block

How-to Notes






Bisect square on one diagonal



Bisect square on both diagonals

*All seam allowances are $\frac{1}{4}$ " unless noted otherwise

1		<p>Background fabric</p> <p>2 squares $4\frac{7}{8}$" and bisect on one diagonal</p> <p>4 squares $1\frac{1}{2}$"</p> <p>8 squares $1\frac{7}{8}$" and bisect on one diagonal</p>
2		<p>Fabric 2</p> <p>2 squares $2\frac{7}{8}$" and bisect on one diagonal</p>
3		<p>Fabric 3</p> <p>12 squares $1\frac{7}{8}$" and bisect on one diagonal</p>

Kansas Troubles



Make 16



Make 4



Make 4



Make 4

