


## Interlocking Chain



14" finished quilt block

7" finished quilt block

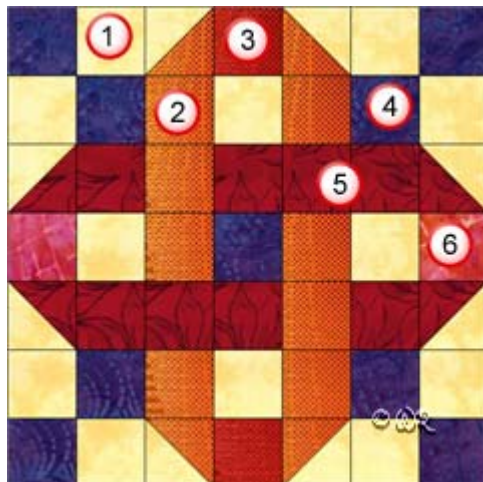
# Patchwork Square

Free Quilt Block Pattern

## Interlocking Chain

14" finished quilt block

Fabric Placement



### How-to Notes



Bisect square on one diagonal



Bisect square on both diagonals

\*All seam allowances are 1/4" unless noted otherwise

1



#### Background fabric 1

Cut 12 squares 2 1/2"

Cut 4 squares 2 7/8" and bisect on one diagonal

2



#### Fabric 2

Cut 8 squares 2 1/2"

Cut 2 squares 2 7/8" and bisect on one diagonal

3



#### Fabric 3

Cut 2 squares 2 1/2"

4



#### Fabric 4

Cut 9 squares 2 1/2"

5




#### Fabric 5

Cut 8 squares 2 1/2"

Cut 2 squares 2 7/8" and bisect on one diagonal

6



#### Fabric 6

Cut 2 squares 2 1/2"

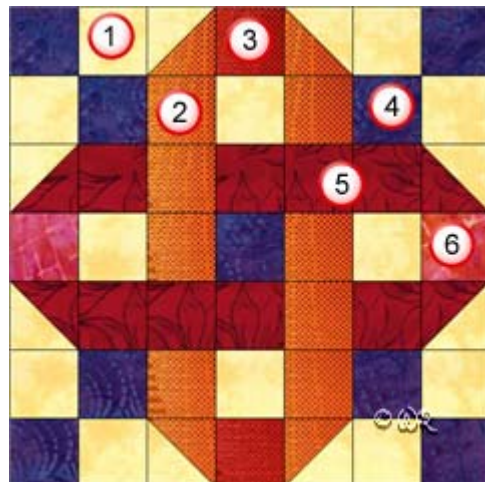
# Patchwork Square

Free Quilt Block Pattern

## Interlocking Chain

7" finished quilt block

Fabric Placement



### How-to Notes









Bisect square on one diagonal



Bisect square on both diagonals

\*All seam allowances are 1/4" unless noted otherwise


<b>1</b>		<b>Background fabric 1</b> Cut 12 squares 1 1/2" Cut 4 squares 1 7/8" and bisect on one diagonal
<b>2</b>		<b>Fabric 2</b> Cut 8 squares 1 1/2" Cut 2 squares 1 7/8" and bisect on one diagonal
<b>3</b>		<b>Fabric 3</b> Cut 2 squares 1 1/2"
<b>4</b>		<b>Fabric 4</b> Cut 9 squares 1 1/2"
<b>5</b>		<b>Fabric 5</b> Cut 8 squares 1 1/2" Cut 2 squares 1 7/8" and bisect on one diagonal
<b>6</b>		<b>Fabric 6</b> Cut 2 squares 1 1/2"

# Patchwork Square

Free Quilt Block Pattern


# Interlocking Chain

1



Make 4

2



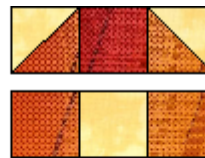

Make 1

3



Make 4 of each colour combination  
combination

4



Make 2



Make 2

