

Indiana Star



12" finished quilt block

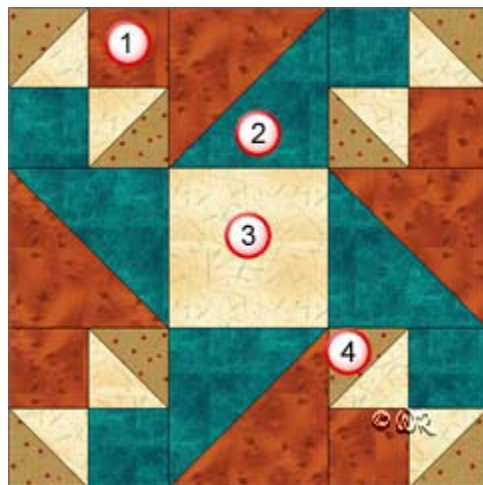
9" finished quilt block

6" finished quilt block

Indiana Star

12" finished quilt block

Fabric Placement



How-to Notes




Bisect square on one diagonal



Bisect square on both diagonals

*All seam allowances are 1/4" unless noted otherwise

1



Fabric 1

Cut 4 squares 2 1/2"

Cut 2 squares 4 7/8" and bisect on one diagonal

2



Fabric 2

Cut 4 squares 2 1/2"

Cut 2 squares 4 7/8" and bisect on one diagonal

3



Fabric 3

Cut 1 square 4 1/2"

Cut 4 squares 2 7/8" and bisect on one diagonal

4

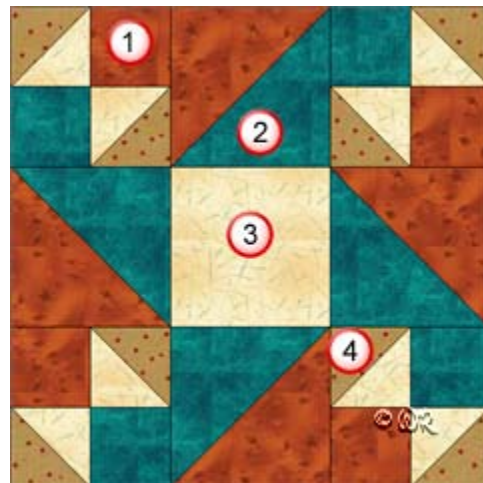


Fabric 4

Cut 4 squares 2 7/8" and bisect on one diagonal

Indiana Star

9" finished quilt block



How-to Notes




Bisect square on one diagonal



Bisect square on both diagonals

*All seam allowances are 1/4" unless noted otherwise

1



Fabric 1

Cut 4 squares 2"

Cut 2 squares 3 7/8" and bisect on one diagonal

2



Fabric 2

Cut 4 squares 2"

Cut 2 squares 3 7/8" and bisect on one diagonal

3



Fabric 3

Cut 1 square 3 1/2"

Cut 4 squares 2 3/8" and bisect on one diagonal

4



Fabric 4

Cut 4 squares 2 3/8" and bisect on one diagonal

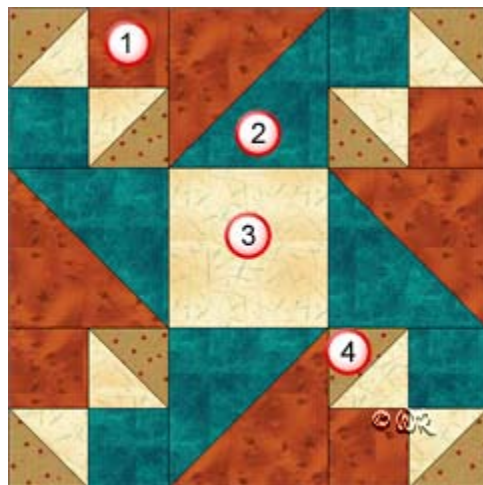
Patchwork Square

Free Quilt Block Pattern

Indiana Star

6" finished quilt block

Fabric Placement



How-to Notes




Bisect square on one diagonal



Bisect square on both diagonals

*All seam allowances are $\frac{1}{4}$ " unless noted otherwise

1



Fabric 1

Cut 4 squares $1\frac{1}{2}$ "

Cut 2 squares $2\frac{7}{8}$ " and bisect on one diagonal

2



Fabric 2

Cut 4 squares $1\frac{1}{2}$ "

Cut 2 squares $2\frac{7}{8}$ " and bisect on one diagonal

3



Fabric 3

Cut 1 square $2\frac{1}{2}$ "

Cut 4 squares $1\frac{7}{8}$ " and bisect on one diagonal

4




Fabric 4

Cut 4 squares $1\frac{7}{8}$ " and bisect on one diagonal




Indiana Star



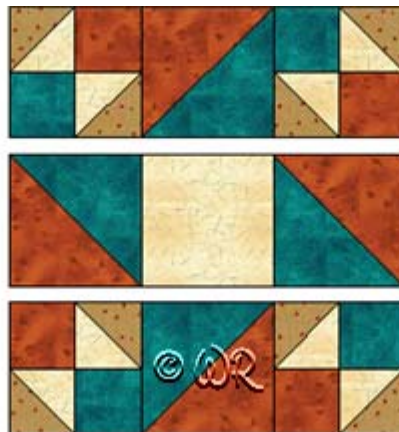
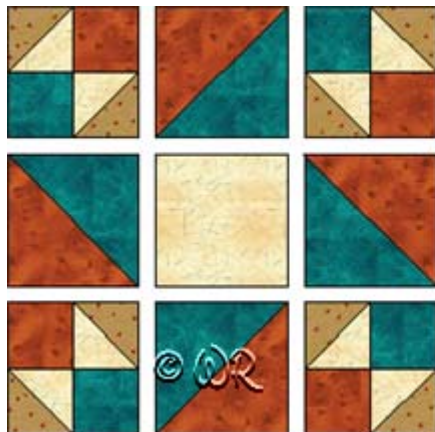
Make 8



Make 4



Make 4



Indiana Star

Sample Quilt Layouts

