


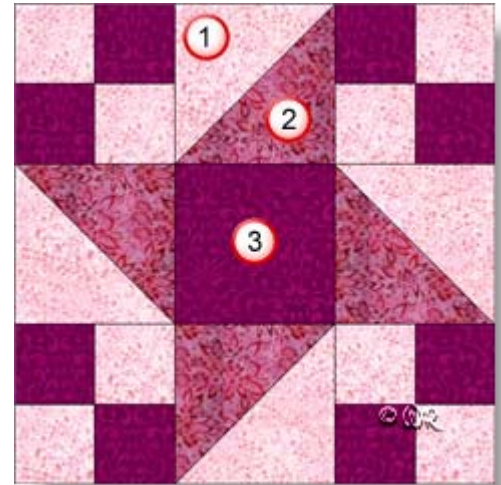
Indiana Puzzle



12" finished quilt block
9" finished quilt block
6" finished quilt block

Indiana Puzzle

12" finished quilt block



How-to Notes



Bisect square on one diagonal



Bisect square on both diagonals

*All seam allowances are 1/4" unless noted otherwise

1



Background fabric 1

Cut 2 squares 4 7/8" and bisect on one diagonal
Cut 8 squares 2 1/2"

2



Fabric 2

Cut 2 squares 4 7/8" and bisect on one diagonal

3

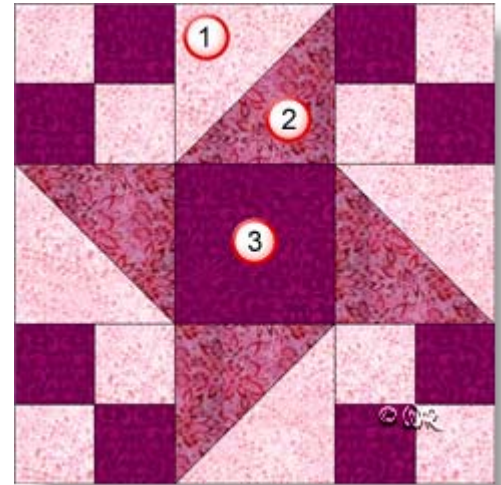


Fabric 3

Cut 8 squares 2 1/2"
Cut 1 square 4 1/2"

Indiana Puzzle

9" finished quilt block



How-to Notes



Bisect square on one diagonal



Bisect square on both diagonals

*All seam allowances are 1/4" unless noted otherwise

1



Background fabric 1

Cut 2 squares 3 7/8" and bisect on one diagonal
Cut 8 squares 2"

2



Fabric 2

Cut 2 squares 3 7/8" and bisect on one diagonal

3

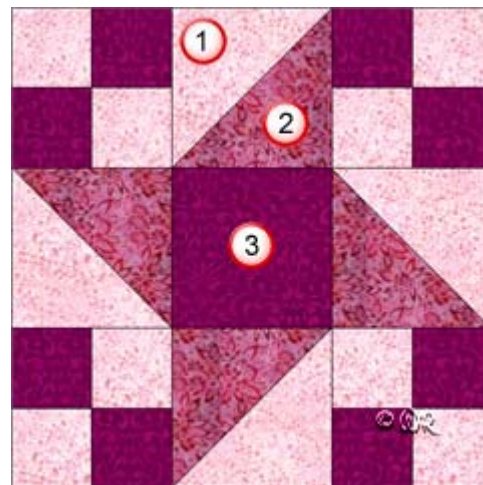


Fabric 3

Cut 8 squares 2"
Cut 1 square 3 1/2"

Indiana Puzzle

6" finished quilt block



How-to Notes



Bisect square on one diagonal



Bisect square on both diagonals

*All seam allowances are 1/4" unless noted otherwise

1



Background fabric 1

Cut 2 squares 2 7/8" and bisect on one diagonal
Cut 8 squares 1 1/2 "

2



Fabric 2

Cut 2 squares 2 7/8" and bisect on one diagonal


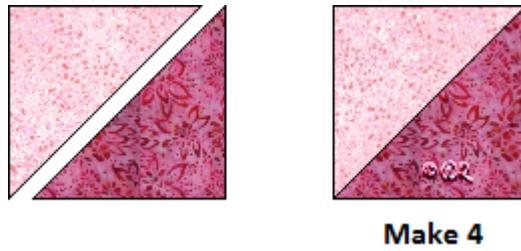

3



Fabric 3

Cut 8 squares 1 1/2"
Cut 1 square 2 1/2"

Indiana Puzzle



Indiana Puzzle

Sample Quilt Layouts

