


## Indian Star



12" finished quilt block

8" finished quilt block

6" finished quilt block

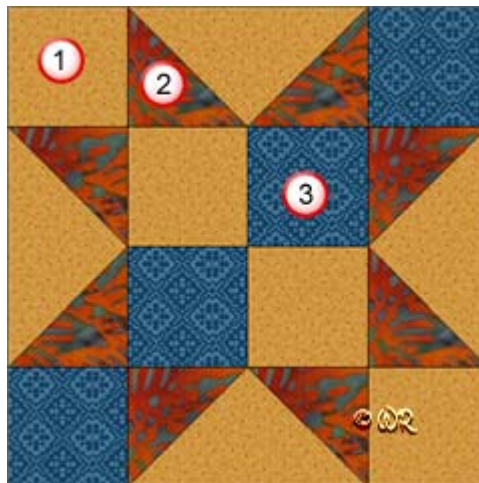
# Patchwork Square

Free Quilt Block Pattern

## Indian Star

12" finished quilt block

Fabric Placement



### How-to Notes



Bisect square on one diagonal



Bisect square on both diagonals

\*All seam allowances are 1/4" unless noted otherwise


**1**



#### Background fabric 1

Cut 4 squares 3 1/2"  
Cut 1 square 7 1/4" and bisect on both diagonals

**2**



#### Fabric 2

Cut 4 squares 3 7/8" and bisect on one diagonal

**3**



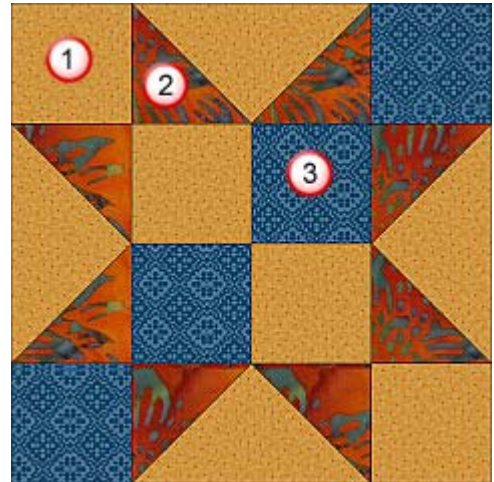
#### Fabric 3

Cut 4 squares 3 1/2"

## Indian Star

8" finished quilt block

Fabric Placement



### How-to Notes



Bisect square on one diagonal



Bisect square on both diagonals

\*All seam allowances are 1/4" unless noted otherwise

**1**



#### Background fabric 1

Cut 4 squares 2 1/2"  
Cut 1 square 5 1/4" and bisect on both diagonals

**2**



#### Fabric 2

Cut 4 squares 2 7/8" and bisect on one diagonal

**3**



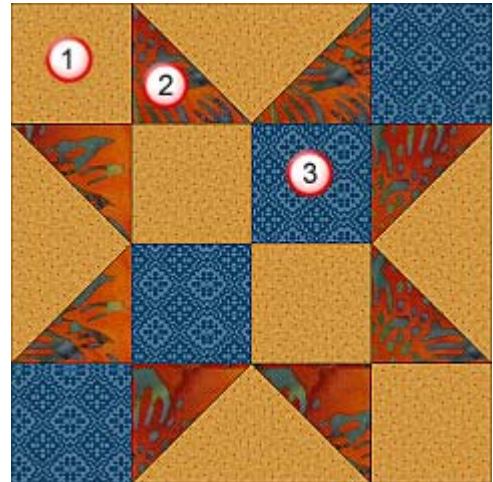
#### Fabric 3

Cut 4 squares 2 1/2"

## Indian Star

6" finished quilt block

Fabric Placement



### How-to Notes



Bisect square on one diagonal



Bisect square on both diagonals

\*All seam allowances are 1/4" unless noted otherwise

**1**



#### Background fabric 1

Cut 4 squares 2"  
Cut 1 square 4 1/4" and bisect on both diagonals

**2**



#### Fabric 2

Cut 4 squares 2 3/8" and bisect on one diagonal

**3**





#### Fabric 3

Cut 4 squares 2"



## Indian Star



Make 4



Make 1



# Indian Star

## Sample Quilt Layouts

