


## Hovering Hawks



12" finished quilt block

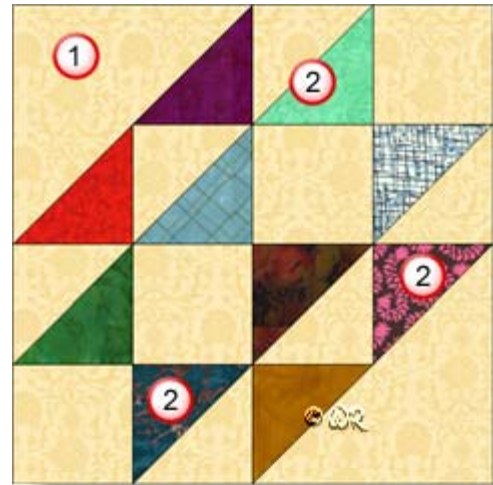
8" finished quilt block

6" finished quilt block

## Hovering Hawks

12" finished quilt block

Fabric Placement



### How-to Notes



Bisect square on one diagonal



Bisect square on both diagonals

\*All seam allowances are  $\frac{1}{4}$ " unless noted otherwise

1



### Background fabric 1

Cut 1 square  $6\frac{7}{8}$ " and bisect on one diagonal  
Cut 4 squares  $3\frac{1}{2}$ "  
Cut 3 squares  $3\frac{7}{8}$ " and bisect on one diagonal

2



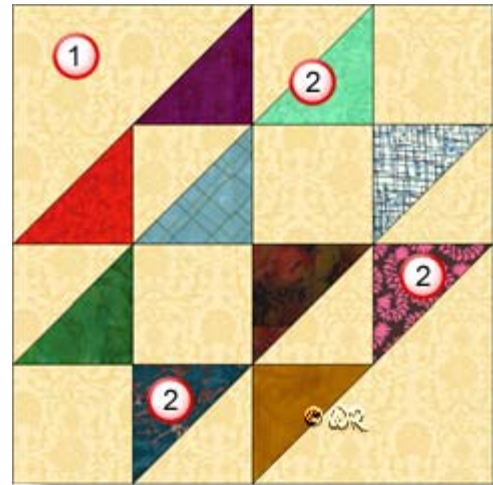
### Assorted fabrics (or one contrasting fabric)

Cut enough  $3\frac{7}{8}$ " squares and bisect each on one diagonal to yield a total of 10 half square triangles. Depending on your colour choices, you may use a few or several different fabrics.

## Hovering Hawks

8" finished quilt block

Fabric Placement



### How-to Notes



Bisect square on one diagonal



Bisect square on both diagonals

\*All seam allowances are  $\frac{1}{4}$ " unless noted otherwise

**1**



#### Background fabric 1

Cut 1 square  $4\frac{7}{8}$ " and bisect on one diagonal  
Cut 4 squares  $2\frac{1}{2}$ "  
Cut 3 squares  $2\frac{7}{8}$ " and bisect on one diagonal

**2**



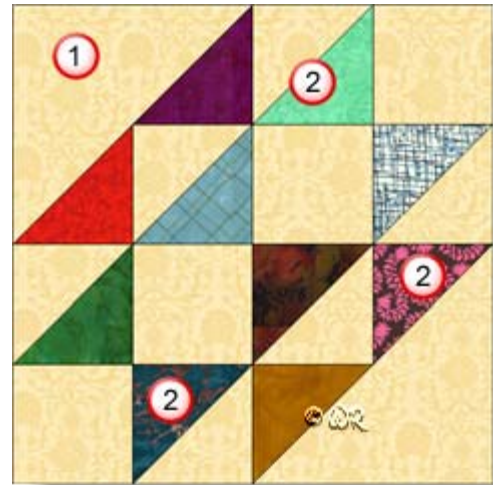
#### Assorted fabrics (or one contrasting fabric)

Cut enough  $2\frac{7}{8}$ " squares and bisect each on one diagonal to yield a total of 10 half square triangles. Depending on your colour choices, you may use a few or several different fabrics.

## Hovering Hawks

6" finished quilt block

Fabric Placement



### How-to Notes



Bisect square on one diagonal



Bisect square on both diagonals

\*All seam allowances are  $\frac{1}{4}$ " unless noted otherwise

**1**



#### Background fabric 1

Cut 1 square  $3\frac{7}{8}$ " and bisect on one diagonal  
Cut 4 squares 2"  
Cut 3 squares  $2\frac{3}{8}$ " and bisect on one diagonal

**2**



#### Assorted fabrics (or one contrasting fabric)

Cut enough  $2\frac{3}{8}$ " squares and bisect each on one diagonal to yield a total of 10 half square triangles. Depending on your colour choices, you may use a few or several different fabrics.

## Hovering Hawks

