


Hourglass



12" finished quilt block

9" finished quilt block

6" finished quilt block

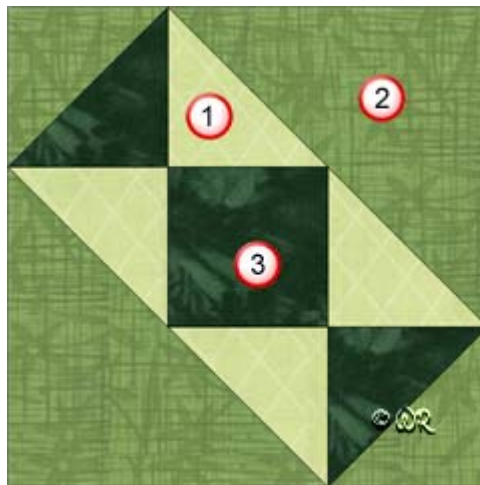
Patchwork Square

Free Quilt Block Pattern

Hourglass

12" finished quilt block

Fabric Placement



How-to Notes



Bisect square on one diagonal



Bisect square on both diagonals

*All seam allowances are 1/4" unless noted otherwise

1



Fabric 1

Cut 2 squares 4 7/8" and bisect on one diagonal

2



Fabric 2

Cut 1 square 4 7/8" and bisect on one diagonal
Cut 1 square 8 7/8" and bisect on one diagonal

3



Fabric 3

Cut 1 square 4 7/8" and bisect on one diagonal
Cut 1 square 4 1/2"

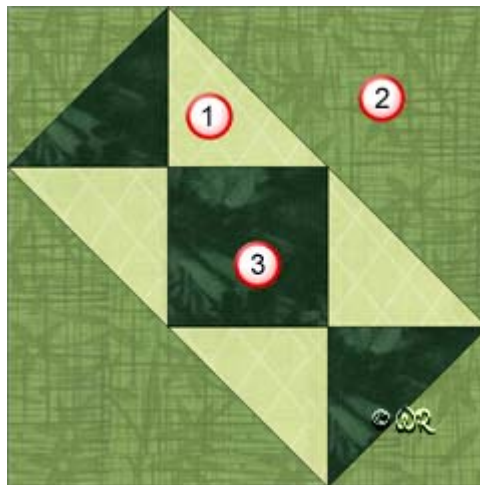
Patchwork Square

Free Quilt Block Pattern

Hourglass

9" finished quilt block

Fabric Placement



How-to Notes



Bisect square on one diagonal



Bisect square on both diagonals

*All seam allowances are 1/4" unless noted otherwise

1



Fabric 1

Cut 2 squares 3 7/8" and bisect on one diagonal

2



Fabric 2

Cut 1 square 3 7/8" and bisect on one diagonal
Cut 1 square 6 7/8" and bisect on one diagonal

3



Fabric 3

Cut 1 square 3 7/8" and bisect on one diagonal
Cut 1 square 3 1/2"

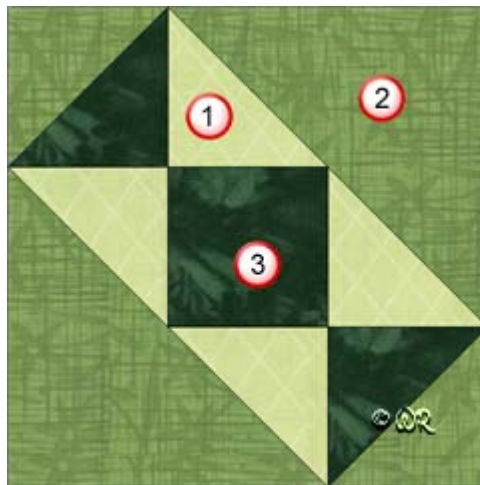
Patchwork Square

Free Quilt Block Pattern

Hourglass

6" finished quilt block

Fabric Placement



How-to Notes



Bisect square on one diagonal



Bisect square on both diagonals

*All seam allowances are 1/4" unless noted otherwise

1



Fabric 1

Cut 2 squares 2 7/8" and bisect on one diagonal

2



Fabric 2

Cut 1 square 2 7/8" and bisect on one diagonal
Cut 1 square 4 7/8" and bisect on one diagonal

3



Fabric 3

Cut 1 square 2 7/8" and bisect on one diagonal
Cut 1 square 2 1/2"

Hourglass

