

Patchwork Square

Free Quilt Block Pattern

Hemstitch



14" finished quilt block

10 ½" finished quilt block

7" finished quilt block

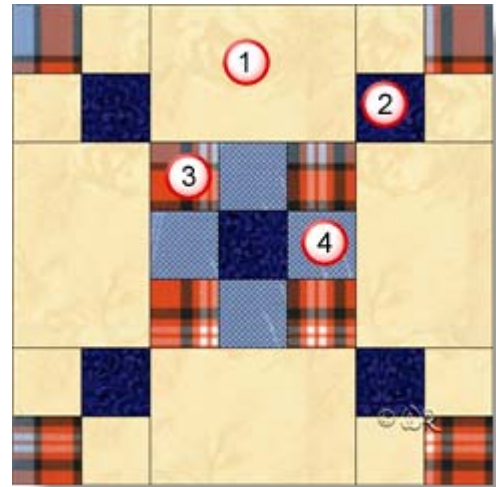
Patchwork Square

Free Quilt Block Pattern

Hemstitch

14" finished quilt block

Fabric Placement



How-to Notes




Bisect square on one diagonal



Bisect square on both diagonals

*All seam allowances are 1/4" unless noted otherwise

1



Background fabric 1

Cut 8 squares 2 1/2"

Cut 4 rectangles 4 1/2" x 6 1/2"

2



Fabric 2

Cut 5 squares 2 1/2"

3



Fabric 3

Cut 8 squares 2 1/2"

4



Fabric 4

Cut 4 squares 2 1/2"

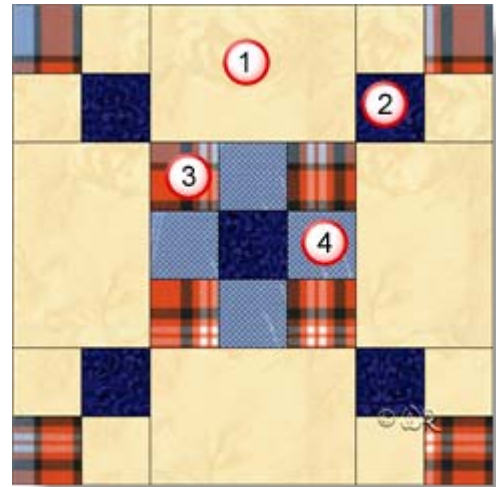
Patchwork Square

Free Quilt Block Pattern

Hemstitch

10 1/2" finished quilt block

Fabric Placement



How-to Notes




Bisect square on one diagonal



Bisect square on both diagonals

*All seam allowances are 1/4" unless noted otherwise

1



Background fabric 1

Cut 8 squares 2"

Cut 4 rectangles 3 1/2" x 5"

2



Fabric 2

Cut 5 squares 2"

3



Fabric 3

Cut 8 squares 2"

4



Fabric 4

Cut 4 squares 2"

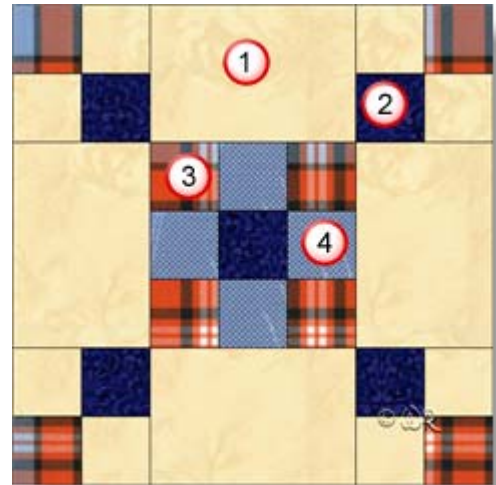
Patchwork Square

Free Quilt Block Pattern

Hemstitch

7" finished quilt block

Fabric Placement



How-to Notes




Bisect square on one diagonal



Bisect square on both diagonals

*All seam allowances are 1/4" unless noted otherwise

1



Background fabric 1

Cut 8 squares 1 1/2"

Cut 4 rectangles 2 1/2" x 3 1/2"

2



Fabric 2

Cut 5 squares 1 1/2"

3



Fabric 3

Cut 8 squares 1 1/2"

4



Fabric 4

Cut 4 squares 1 1/2"

Patchwork Square

Free Quilt Block Pattern

Hemstitch

