


Handy Andy — Variation



15" finished quilt block
10" finished quilt block
7 ½" finished quilt block
5" finished quilt block

Fabric Placement



Handy Andy - Variation

15" finished quilt block

How-to Notes



Bisect square on one diagonal



Bisect square on both diagonals

*All seam allowances are 1/4" unless noted otherwise

1



Fabric 1

Cut 8 squares 3 7/8" and bisect on one diagonal


2



Fabric 2

Cut 4 squares 3 7/8" and bisect on one diagonal
Cut 5 squares 3 1/2"

3



Fabric 3

Cut 4 squares 3 7/8" and bisect on one diagonal

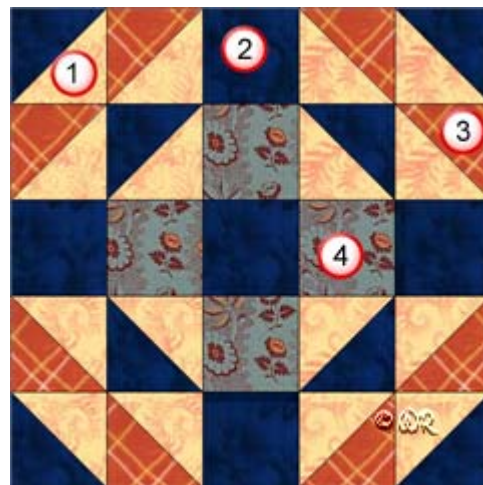
4



Fabric 4

Cut 4 squares 3 1/2"

Fabric Placement



Handy Andy - Variation

10" finished quilt block

How-to Notes



Bisect square on one diagonal



Bisect square on both diagonals

*All seam allowances are 1/4" unless noted otherwise

1



Fabric 1

Cut 8 squares 2 7/8" and bisect on one diagonal


2



Fabric 2

Cut 4 squares 2 7/8" and bisect on one diagonal
Cut 5 squares 2 1/2"

3



Fabric 3

Cut 4 squares 2 7/8" and bisect on one diagonal

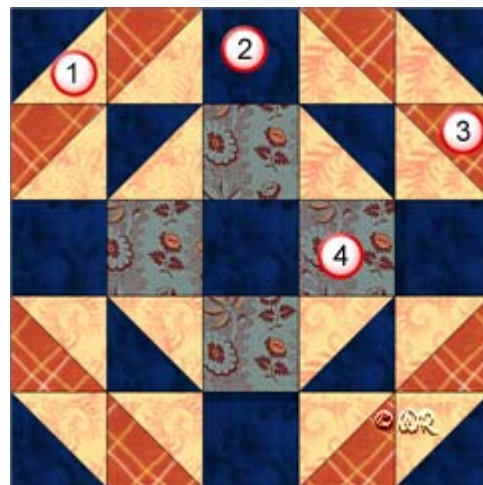
4



Fabric 4

Cut 4 squares 2 1/2"

Fabric Placement



Handy Andy - Variation

7 1/2" finished quilt block

How-to Notes




Bisect square on one diagonal



Bisect square on both diagonals

*All seam allowances are 1/4" unless noted otherwise

1



Fabric 1

Cut 8 squares 2 3/8" and bisect on one diagonal


2



Fabric 2

Cut 4 squares 2 3/8" and bisect on one diagonal
Cut 5 squares 2"

3



Fabric 3

Cut 4 squares 2 3/8" and bisect on one diagonal

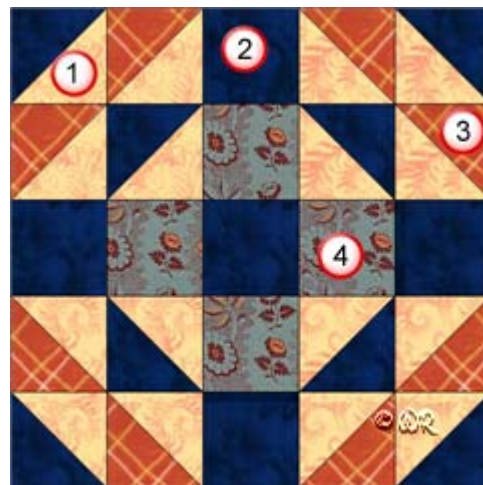
4



Fabric 4

Cut 4 squares 2"

Fabric Placement



Handy Andy - Variation

5" finished quilt block

How-to Notes



Bisect square on one diagonal



Bisect square on both diagonals

*All seam allowances are 1/4" unless noted otherwise

1



Fabric 1

Cut 8 squares 1 7/8" and bisect on one diagonal


2



Fabric 2

Cut 4 squares 1 7/8" and bisect on one diagonal
Cut 5 squares 1 1/2"

3



Fabric 3

Cut 4 squares 1 7/8" and bisect on one diagonal

4



Fabric 4

Cut 4 squares 1 1/2"

Handy Andy - Variation



Make 8



Make 8



Make 4



Make 4

