


## Green Mountain Star



16" finished quilt block

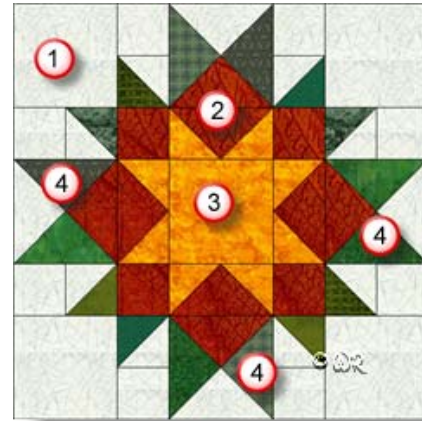
12" finished quilt block

8" finished quilt block

# Patchwork Square

Free Quilt Block Pattern

Fabric Placement



## Green Mountain Star

16" finished quilt block

### How-to Notes



Bisect square on one diagonal



Bisect square on both diagonals

\*All seam allowances are 1/4" and included in cutting measurements unless noted otherwise

1



#### Fabric 1

Cut 4 squares 4 1/2"

Cut 8 squares 2 1/2"

Cut 4 squares 2 7/8" and bisect on one diagonal

Cut 1 square 5 1/4" and bisect on both diagonals

2



#### Fabric 2

Cut 4 squares 2 1/2"

Cut 2 squares 5 1/4" and bisect on both diagonals

3



#### Fabric 3

Cut 1 square 4 1/2"

Cut 4 squares 2 7/8" and bisect on one diagonal

4



#### Fabric 4 (Use one fabric or assorted fabrics)

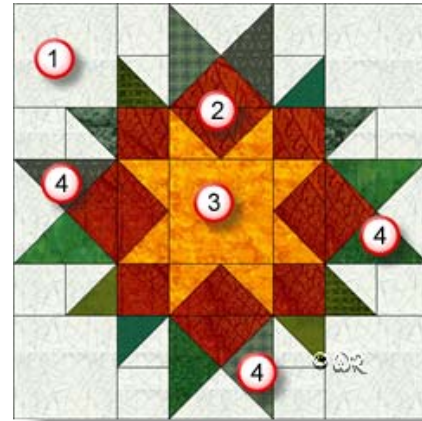
Cut 4 squares 2 7/8" and bisect on one diagonal

Cut 2 squares 5 1/4" and bisect on both diagonals

# Patchwork Square

Free Quilt Block Pattern

Fabric Placement



## Green Mountain Star

12" finished quilt block

### How-to Notes



Bisect square on one diagonal



Bisect square on both diagonals

\*All seam allowances are  $\frac{1}{4}$ " and included in cutting measurements unless noted otherwise

1



#### Fabric 1

Cut 4 squares  $3\frac{1}{2}$ "

Cut 8 squares 2"

Cut 4 squares  $2\frac{3}{8}$ " and bisect on one diagonal

Cut 1 square  $4\frac{1}{4}$ " and bisect on both diagonals

2



#### Fabric 2

Cut 4 squares 2"

Cut 2 squares  $4\frac{1}{4}$ " and bisect on both diagonals

3



#### Fabric 3

Cut 1 square  $3\frac{1}{2}$ "

Cut 4 squares  $2\frac{3}{8}$ " and bisect on one diagonal

4



#### Fabric 4 (Use one fabric or assorted fabrics)

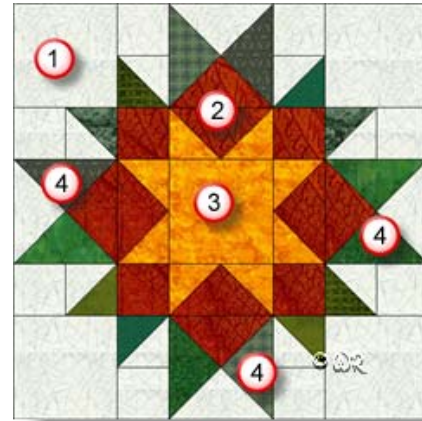
Cut 4 squares  $2\frac{3}{8}$ " and bisect on one diagonal

Cut 2 squares  $4\frac{1}{4}$ " and bisect on both diagonals

# Patchwork Square

Free Quilt Block Pattern

Fabric Placement



## Green Mountain Star

8" finished quilt block

### How-to Notes



Bisect square on one diagonal



Bisect square on both diagonals

\*All seam allowances are 1/4" and included in cutting measurements unless noted otherwise

1



#### Fabric 1

Cut 4 squares 2 1/2"

Cut 8 squares 1 1/2"

Cut 4 squares 1 7/8" and bisect on one diagonal

Cut 1 square 3 1/4" and bisect on both diagonals

2



#### Fabric 2

Cut 4 squares 1 1/2"

Cut 2 squares 3 1/4" and bisect on both diagonals

3



#### Fabric 3

Cut 1 square 2 1/2"

Cut 4 squares 1 7/8" and bisect on one diagonal

4



#### Fabric 4 (Use one fabric or assorted fabrics)

Cut 4 squares 1 7/8" and bisect on one diagonal

Cut 2 squares 3 1/4" and bisect on both diagonals

# Patchwork Square

Free Quilt Block Pattern


## Green Mountain Star

1



Make 8

2



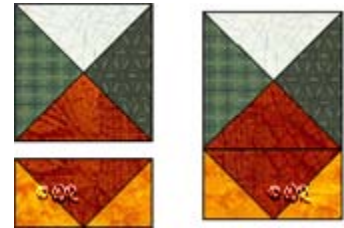
Make 4

3




Make 4

4



Make 4

5



Make 4

