


Grape Basket

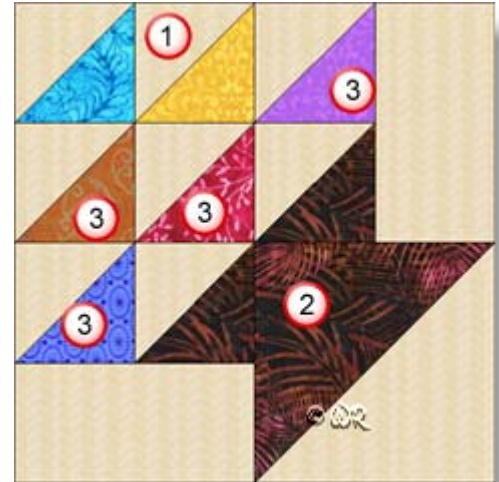


12" finished quilt block
8" finished quilt block
6" finished quilt block

Grape Basket

Sample Quilt Layouts





Grape Basket

12" finished quilt block

How-to Notes



Bisect square on one diagonal



Bisect square on both diagonals

1



Background fabric 1

Cut 2 rectangles 3 1/2" x 6 1/2"

Cut 1 square 6 7/8" and bisect on one diagonal (you will have one triangle left over for another block)

Cut 4 squares 3 7/8" and bisect on one diagonal

2



"Basket" fabric 2

Cut 1 square 6 7/8" and bisect on one diagonal (you will have one triangle left over for another block)

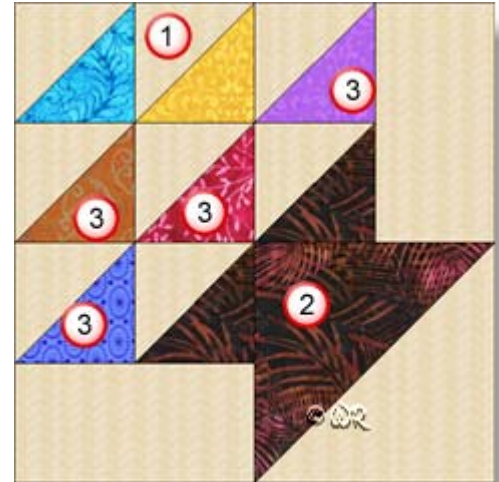
Cut 1 square 3 7/8" and bisect on one diagonal

3



Assorted "Flower" fabrics 3

Using assorted fabrics, cut squares each 3 7/8" and bisect on one diagonal. You will need a total of 6 half square triangles for the "flowers". (You may have extra triangles left over for another block if you use several different fabrics)



Grape Basket

8" finished quilt block

How-to Notes



Bisect square on one diagonal



Bisect square on both diagonals

1



Background fabric 1

Cut 2 rectangles 4 1/2" x 2 1/2"

Cut 1 square 4 7/8" and bisect on one diagonal (you will have one triangle left over for another block)

Cut 4 squares 2 7/8" and bisect on one diagonal

2



"Basket" fabric 2

Cut 1 square 4 7/8" and bisect on one diagonal (you will have one triangle left over for another block)

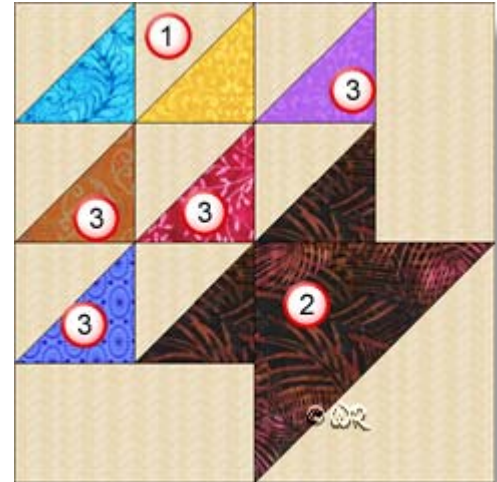
Cut 1 square 2 7/8" and bisect on one diagonal

3



Assorted "Flower" fabrics 3

Using assorted fabrics, cut squares each 2 7/8" and bisect on one diagonal. You will need a total of 6 half square triangles for the "flowers". (You may have extra triangles left over for another block if you use several different fabrics)



Grape Basket

6" finished quilt block

How-to Notes



Bisect square on one diagonal



Bisect square on both diagonals

1



Background fabric 1

Cut 2 rectangles $3\frac{1}{2}'' \times 2''$

Cut 1 square $3\frac{7}{8}''$ and bisect on one diagonal (you will have one triangle left over for another block)

Cut 4 squares $2\frac{3}{8}''$ and bisect on one diagonal

2



"Basket" fabric 2

Cut 1 square $3\frac{7}{8}''$ and bisect on one diagonal (you will have one triangle left over for another block)

Cut 1 square $2\frac{3}{8}''$ and bisect on one diagonal

3



Assorted "Flower" fabrics 3

Using assorted fabrics, cut squares each $2\frac{3}{8}''$ and bisect on one diagonal. You will need a total of 6 half square triangles for the "flowers". (You may have extra triangles left over for another block if you use several different fabrics)

Grape Basket

