
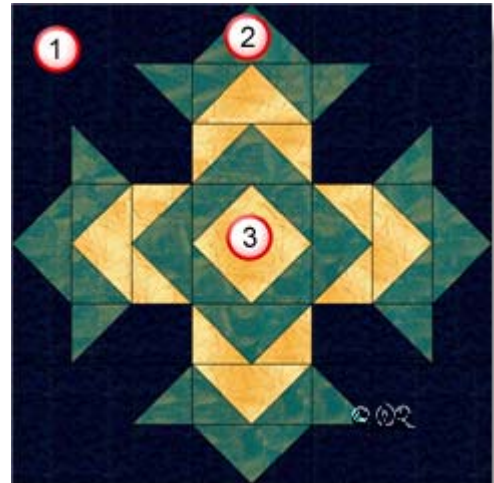


God's Eye



16" finished quilt block
12" finished quilt block
8" finished quilt block

Fabric Placement



God's Eye

16" finished quilt block

How-to Notes






Bisect square on one diagonal

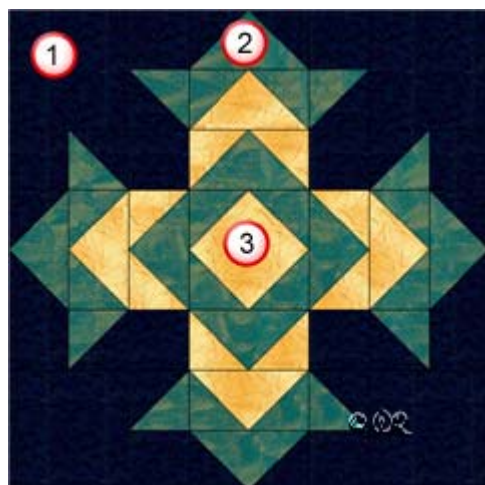


Bisect square on both diagonals

*All seam allowances are $\frac{1}{4}$ " and included in cutting measurements unless noted otherwise

1		<p>Background fabric 1</p> <p>Cut 4 squares $4\frac{1}{2}$"</p> <p>Cut 12 squares $2\frac{1}{2}$"</p> <p>Cut 8 squares $2\frac{7}{8}$" and bisect on one diagonal</p>
2		<p>Fabric 2</p> <p>Cut 10 squares $2\frac{7}{8}$" and bisect on one diagonal</p> <p>Cut 2 squares $5\frac{1}{4}$" and bisect on both diagonals</p>
3		<p>Fabric 3</p> <p>Cut 4 squares $2\frac{7}{8}$" and bisect on one diagonal</p> <p>Cut 1 square $5\frac{1}{4}$" and bisect on both diagonals</p> <p>Cut centre square $3\frac{3}{8}$"</p>

Fabric Placement



God's Eye

12" finished quilt block

How-to Notes



Bisect square on one diagonal



Bisect square on both diagonals

*All seam allowances are $\frac{1}{4}$ " and included in cutting measurements unless noted otherwise

1



Background fabric 1

Cut 4 squares $3\frac{1}{2}$ "

Cut 12 squares 2"

Cut 8 squares $2\frac{3}{8}$ " and bisect on one diagonal

2



Fabric 2

Cut 10 squares $2\frac{3}{8}$ " and bisect on one diagonal

Cut 2 squares $4\frac{1}{4}$ " and bisect on both diagonals

3



Fabric 3

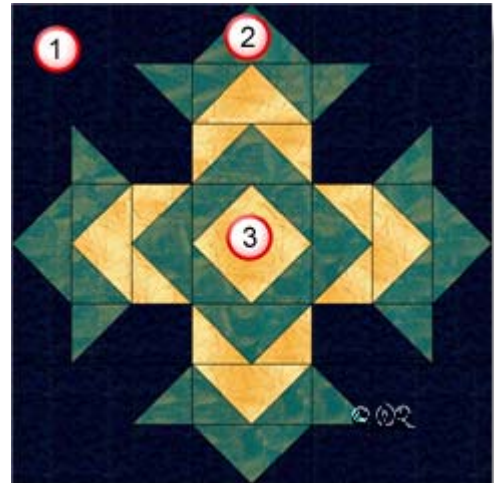
Cut 4 squares $2\frac{3}{8}$ " and bisect on one diagonal

Cut 1 square $4\frac{1}{4}$ " and bisect on both diagonals

Cut centre square $2\frac{5}{8}$ "

God's Eye

8" finished quilt block



How-to Notes



Bisect square on one diagonal



Bisect square on both diagonals

*All seam allowances are $\frac{1}{4}$ " and included in cutting measurements unless noted otherwise

1



Background fabric 1

Cut 4 squares $2\frac{1}{2}$ "

Cut 12 squares $1\frac{1}{2}$ "

Cut 8 squares $1\frac{7}{8}$ " and bisect on one diagonal

2



Fabric 2

Cut 10 squares $1\frac{7}{8}$ " and bisect on one diagonal

Cut 2 squares $3\frac{1}{4}$ " and bisect on both diagonals

3



Fabric 3

Cut 4 squares $1\frac{7}{8}$ " and bisect on one diagonal

Cut 1 square $3\frac{1}{4}$ " and bisect on both diagonals

Cut centre square $1\text{-}15/16$ "

Patchwork Square



Free Quilt Block Pattern

God's Eye

1



Make 8



Make 4

2



Make 4 of each combination

3



Make 4

4



Make 1

