

# Patchwork Square

Free Quilt Block Pattern

## Glad Tidings



12" finished quilt block

9" finished quilt block

6" finished quilt block


# Patchwork Square

Free Quilt Block Pattern

## Glad Tidings

12" finished quilt block

Fabric Placement



### How-to Notes



Bisect square on one diagonal



Bisect square on both diagonals

\*All seam allowances are 1/4" and included in cutting measurements unless noted otherwise


**1**



#### Fabric 1

Cut 8 squares 2 7/8" and bisect on one diagonal  
Cut 1 square 5 1/4" and bisect on both diagonals

**2**



#### Fabric 2

Cut 5 squares 3 3/8"

**3**



#### Fabric 3

Cut 4 squares 2 7/8" and bisect on one diagonal  
Cut 1 square 5 1/4" and bisect on both diagonals

**4**



#### Fabric 4

Cut 6 squares 2 7/8" and bisect on one diagonal


# Patchwork Square

Free Quilt Block Pattern

## Glad Tidings

9" finished quilt block

Fabric Placement



### How-to Notes



Bisect square on one diagonal



Bisect square on both diagonals

\*All seam allowances are  $\frac{1}{4}$ " and included in cutting measurements unless noted otherwise

1



#### Fabric 1

Cut 8 squares  $2\frac{3}{8}$ " and bisect on one diagonal  
Cut 1 square  $4\frac{1}{4}$ " and bisect on both diagonals

2



#### Fabric 2

Cut 5 squares  $2\frac{5}{8}$ "

3



#### Fabric 3

Cut 4 squares  $2\frac{3}{8}$ " and bisect on one diagonal  
Cut 1 square  $4\frac{1}{4}$ " and bisect on both diagonals

4



#### Fabric 4

Cut 6 squares  $2\frac{3}{8}$ " and bisect on one diagonal


# Patchwork Square

Free Quilt Block Pattern

## Glad Tidings

6" finished quilt block

Fabric Placement



### How-to Notes



Bisect square on one diagonal



Bisect square on both diagonals

\*All seam allowances are  $\frac{1}{4}$ " and included in cutting measurements unless noted otherwise

1



#### Fabric 1

Cut 8 squares  $1\frac{7}{8}$ " and bisect on one diagonal  
Cut 1 square  $3\frac{1}{4}$ " and bisect on both diagonals

2



#### Fabric 2

Cut 5 squares  $1-15/16$ "

3



#### Fabric 3

Cut 4 squares  $1\frac{7}{8}$ " and bisect on one diagonal  
Cut 1 square  $3\frac{1}{4}$ " and bisect on both diagonals

4



#### Fabric 4

Cut 6 squares  $1\frac{7}{8}$ " and bisect on one diagonal

# Patchwork Square

Free Quilt Block Pattern

## Glad Tidings

