



## Garden of Eden



**10" finished quilt block**

**7 ½" finished quilt block**

Fabric Placement



## Garden of Eden

10" finished quilt block

### How-to Notes



Bisect square on one diagonal



Bisect square on both diagonals

\*All seam allowances are 1/4" unless noted otherwise

**1**



#### Fabric 1

Cut 4 squares 3 3/8"

Cut 4 rectangles 4 1/2" x 2 1/2"

**2**



#### Fabric 2

Cut 1 square 2 1/2"


**3**



#### Fabric 3

Cut 8 squares 2 7/8" and bisect on one diagonal

Fabric Placement



## Garden of Eden

7 1/2" finished quilt block

### How-to Notes



Bisect square on one diagonal



Bisect square on both diagonals

\*All seam allowances are 1/4" unless noted otherwise

**1**



#### Fabric 1

Cut 4 squares 2 5/8"

Cut 4 rectangles 3 1/2" x 2"

**2**



#### Fabric 2

Cut 1 square 2"

**3**



#### Fabric 3

Cut 8 squares 2 3/8" and bisect on one diagonal

## Garden of Eden



Make 4

