


## Free Trade



12" finished quilt block

8" finished quilt block

6" finished quilt block

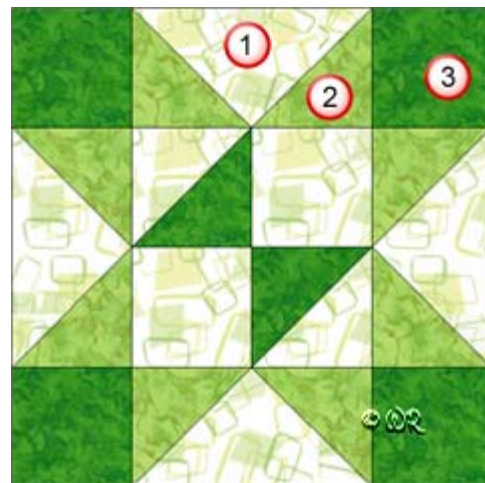
# Patchwork Square

Free Quilt Block Pattern

## Free Trade

12" finished quilt block

Fabric Placement



### How-to Notes



Bisect square on one diagonal



Bisect square on both diagonals

\*All seam allowances are 1/4" unless noted otherwise

**1**



#### Background fabric 1

Cut 2 squares 3 1/2"

Cut 1 square 3 7/8" and bisect on one diagonal

Cut 1 square 7 1/4" and bisect on both diagonals

**2**



#### Fabric 2

Cut 4 squares 3 7/8" and bisect on one diagonal

**3**



#### Fabric 3

Cut 4 squares 3 1/2"

Cut 1 square 3 7/8" and bisect on one diagonal

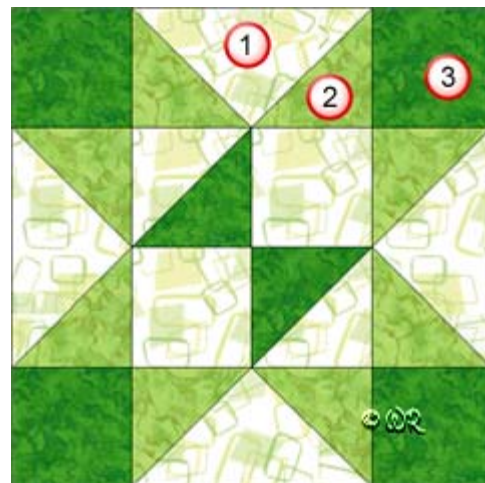
# Patchwork Square

Free Quilt Block Pattern

## Free Trade

8" finished quilt block

Fabric Placement



### How-to Notes



Bisect square on one diagonal



Bisect square on both diagonals

\*All seam allowances are 1/4" unless noted otherwise

**1**



### Background fabric 1

Cut 2 squares 2 1/2"

Cut 1 square 2 7/8" and bisect on one diagonal

Cut 1 square 5 1/4" and bisect on both diagonals

**2**



### Fabric 2

Cut 4 squares 2 7/8" and bisect on one diagonal

**3**



### Fabric 3

Cut 4 squares 2 1/2"

Cut 1 square 2 7/8" and bisect on one diagonal

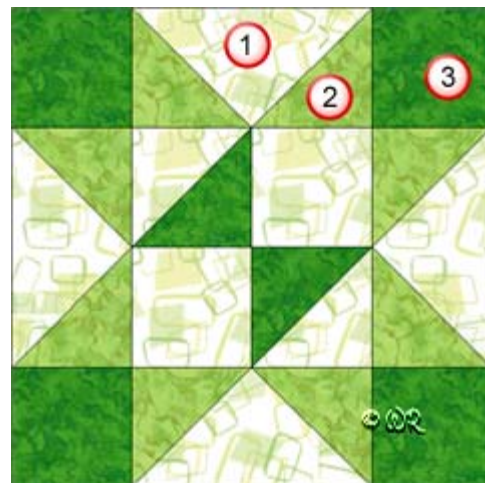
# Patchwork Square

Free Quilt Block Pattern

## Free Trade

6" finished quilt block

Fabric Placement



### How-to Notes



Bisect square on one diagonal



Bisect square on both diagonals

\*All seam allowances are 1/4" unless noted otherwise

**1**



#### Background fabric 1

Cut 2 squares 2"   
 Cut 1 square 2 3/8" and bisect on one diagonal   
 Cut 1 square 4 1/4" and bisect on both diagonals

**2**



#### Fabric 2

Cut 4 squares 2 3/8" and bisect on one diagonal


**3**



#### Fabric 3

Cut 4 squares 2"   
 Cut 1 square 2 3/8" and bisect on one diagonal

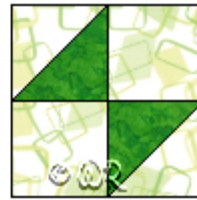
## Free Trade



Make 2



Make 4



Make 1

