


Four Winds



12" finished quilt block
9" finished quilt block
6" finished quilt block

Four Winds

12" finished quilt block



How-to Notes



Bisect square on one diagonal



Bisect square on both diagonals

*All seam allowances are 1/4" unless noted otherwise

1



Background fabric 1

Cut 4 squares 2 1/2"

Cut 14 squares 2 7/8" and bisect on one diagonal

2



Fabric 2

Cut 6 squares 2 7/8" and bisect on one diagonal

3



Fabric 3

Cut 4 squares 2 7/8" and bisect on one diagonal

4-7



Fabrics 4 to 7


From each fabric:

Cut 1 square 2 1/2"

Cut 1 square 2 7/8" and bisect on one diagonal

Four Winds

9" finished quilt block




How-to Notes	
	Bisect square on one diagonal
	Bisect square on both diagonals
*All seam allowances are 1/4" unless noted otherwise	

1		Background fabric 1 Cut 4 squares 2" Cut 14 squares 2 3/8" and bisect on one diagonal
2		Fabric 2 Cut 6 squares 2 3/8" and bisect on one diagonal
3		Fabric 3 Cut 4 squares 2 3/8" and bisect on one diagonal
4-7	 	Fabrics 4 to 7 <i>From each fabric:</i> Cut 1 square 2" Cut 1 square 2 3/8" and bisect on one diagonal

Four Winds

6" finished quilt block



How-to Notes



Bisect square on one diagonal



Bisect square on both diagonals

*All seam allowances are 1/4" unless noted otherwise

1



Background fabric 1

Cut 4 squares 1 1/2"

Cut 14 squares 1 7/8" and bisect on one diagonal

2



Fabric 2

Cut 6 squares 1 7/8" and bisect on one diagonal

3



Fabric 3

Cut 4 squares 1 7/8" and bisect on one diagonal

4-7



Fabrics 4 to 7

From each fabric:

Cut 1 square 1 1/2"

Cut 1 square 1 7/8" and bisect on one diagonal

Four Winds




Make 12 Make 8



Make 2 of each colour set



Make 1 of each colour set



Make 1 of each colour set



Four Winds

Sample Quilt Layouts

