


Patchwork Square

Free Quilt Block Pattern

Four Square Variation



12" finished quilt block

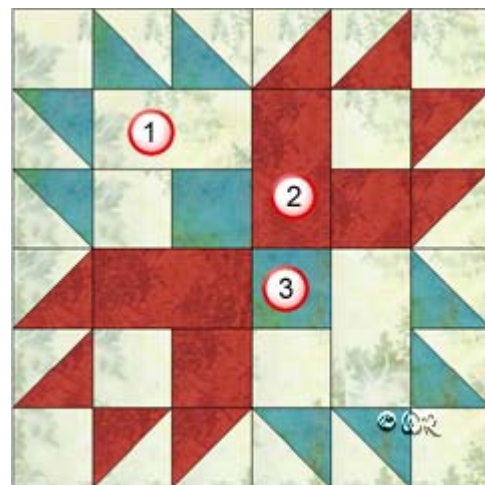
9" finished quilt block

6" finished quilt block

Patchwork Square

Free Quilt Block Pattern

Fabric Placement



Four Square Variation

12" finished quilt block

How-to Notes



Bisect square on one diagonal



Bisect square on both diagonals

*All seam allowances are 1/4" unless noted otherwise

1



Background fabric 1

Cut 8 squares 2 1/2"

Cut 2 rectangles 2 1/2" x 4 1/2"

Cut 8 squares 2 7/8" and bisect on one diagonal

2



Fabric 2

Cut 2 squares 2 1/2"

Cut 2 rectangles 2 1/2" x 4 1/2"

Cut 4 squares 2 7/8" and bisect on one diagonal

3



Fabric 3

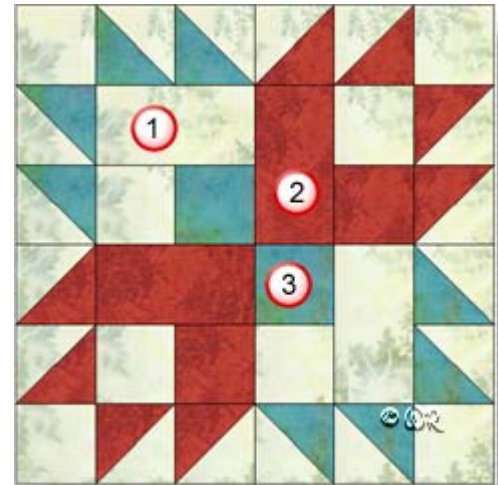
Cut 2 squares 2 1/2"

Cut 4 squares 2 7/8" and bisect on one diagonal

Patchwork Square

Free Quilt Block Pattern

Fabric Placement



Four Square Variation

9" finished quilt block

How-to Notes






Bisect square on one diagonal



Bisect square on both diagonals

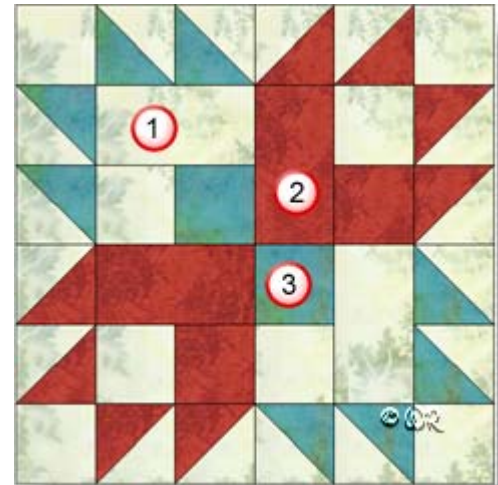
*All seam allowances are 1/4" unless noted otherwise

1		<p>Background fabric 1</p> <p>Cut 8 squares 2"</p> <p>Cut 2 rectangles 2" x 3 1/2"</p> <p>Cut 8 squares 2 3/8" and bisect on one diagonal</p>
2		<p>Fabric 2</p> <p>Cut 2 squares 2"</p> <p>Cut 2 rectangles 2" x 3 1/2"</p> <p>Cut 4 squares 2 3/8" and bisect on one diagonal</p>
3		<p>Fabric 3</p> <p>Cut 2 squares 2"</p> <p>Cut 4 squares 2 3/8" and bisect on one diagonal</p>

Patchwork Square

Free Quilt Block Pattern

Fabric Placement



Four Square Variation

6" finished quilt block

How-to Notes



Bisect square on one diagonal



Bisect square on both diagonals

*All seam allowances are 1/4" unless noted otherwise

1



Background fabric 1

Cut 8 squares 1 1/2"

Cut 2 rectangles 1 1/2" x 2 1/2"

Cut 8 squares 1 7/8" and bisect on one diagonal

2



Fabric 2

Cut 2 squares 1 1/2"

Cut 2 rectangles 1 1/2" x 2 1/2"

Cut 4 squares 1 7/8" and bisect on one diagonal

3

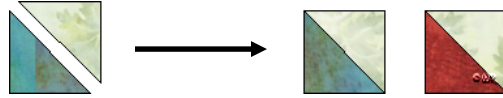


Fabric 3




Cut 2 squares 1 1/2"

Cut 4 squares 1 7/8" and bisect on one diagonal




Four Square Variation



Make 8 of each colour set



Make 2



Make 2

