


Four Patch Pinwheel



12" finished quilt block


8" finished quilt block

6" finished quilt block

Patchwork Square

Free Quilt Block Pattern

Fabric Placement



Four Patch Pinwheel

12" finished quilt block

How-to Notes



Bisect square on one diagonal



Bisect square on both diagonals

*All seam allowances are $\frac{1}{4}$ " and included in cutting measurements unless noted otherwise

1




Fabric 1

Cut 4 squares $3\frac{1}{2}$ "

Cut 4 squares $3\frac{7}{8}$ " and bisect on one diagonal

2



Fabric 2

Cut 4 squares $3\frac{1}{2}$ "

3



Fabric 3

Cut 4 squares $3\frac{7}{8}$ " and bisect on one diagonal


Patchwork Square

Free Quilt Block Pattern

Four Patch Pinwheel

8" finished quilt block

Fabric Placement



How-to Notes



Bisect square on one diagonal



Bisect square on both diagonals

*All seam allowances are $\frac{1}{4}$ " and included in cutting measurements unless noted otherwise

1



Fabric 1

Cut 4 squares $2\frac{1}{2}$ "

Cut 4 squares $2\frac{7}{8}$ " and bisect on one diagonal


2



Fabric 2

Cut 4 squares $2\frac{1}{2}$ "

3



Fabric 3

Cut 4 squares $2\frac{7}{8}$ " and bisect on one diagonal


Patchwork Square

Free Quilt Block Pattern

Four Patch Pinwheel

6" finished quilt block

Fabric Placement



How-to Notes



Bisect square on one diagonal



Bisect square on both diagonals

*All seam allowances are $\frac{1}{4}$ " and included in cutting measurements unless noted otherwise

1



Fabric 1

Cut 4 squares 2"

Cut 4 squares $2\frac{3}{8}$ " and bisect on one diagonal


2



Fabric 2

Cut 4 squares 2"

3




Fabric 3

Cut 4 squares $2\frac{3}{8}$ "

and bisect on one diagonal


Four Patch Pinwheel



Make 2



Make 8



Make 2

