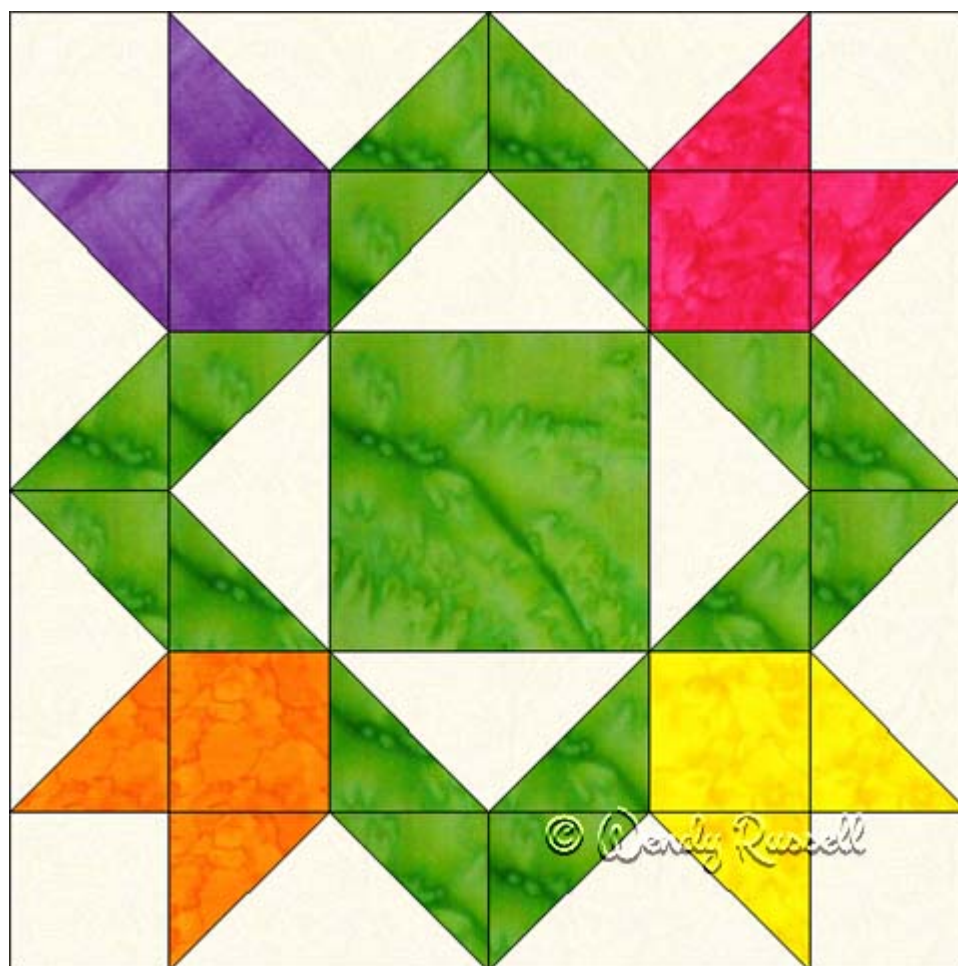


# Patchwork Square

Free Quilt Block Pattern

## Four Flowers



12" finished quilt block

9" finished quilt block

6" finished quilt block

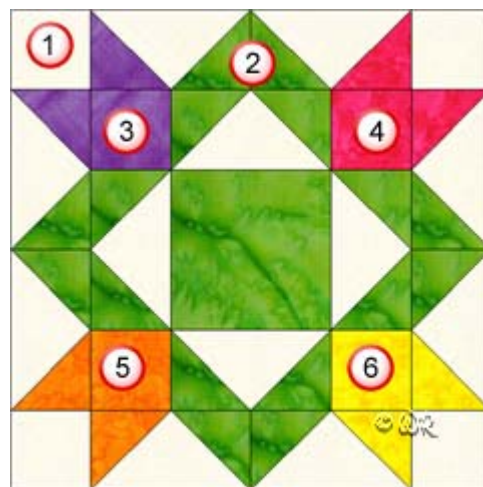
# Patchwork Square

Free Quilt Block Pattern

## Four Flowers

12" finished quilt block

Fabric Placement



### How-to Notes



Bisect square on one diagonal



Bisect square on both diagonals

\*All seam allowances are 1/4" unless noted otherwise

1



#### Background fabric 1

Cut 4 squares 2 1/2"

Cut 3 squares 5 1/4" and bisect on both diagonals

2



#### Fabric 2

Cut 8 squares 2 7/8" and bisect on one diagonal

Cut centre square 4 1/2"

3




4



#### For each of Fabrics 3 to 6 (flowers)

Cut 1 square 2 1/2"

5



Cut 1 square 2 7/8" and bisect on one diagonal

6



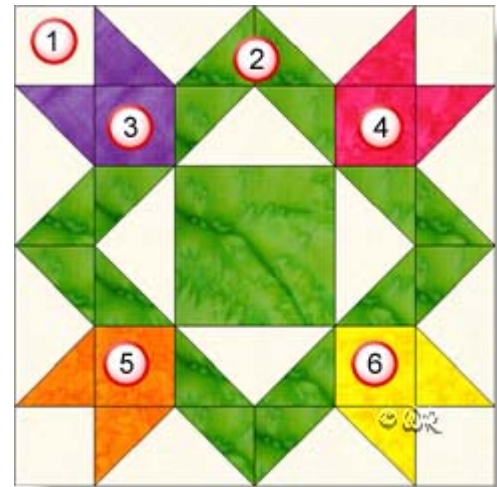
# Patchwork Square

Free Quilt Block Pattern

## Four Flowers

9" finished quilt block

Fabric Placement



### How-to Notes












Bisect square on one diagonal



Bisect square on both diagonals

\*All seam allowances are  $\frac{1}{4}$ " unless noted otherwise

<b>1</b>		<b>Background fabric 1</b> Cut 4 squares 2" Cut 3 squares $4\frac{1}{4}$ " and bisect on both diagonals
<b>2</b>		<b>Fabric 2</b> Cut 8 squares $2\frac{3}{8}$ " and bisect on one diagonal Cut centre square $3\frac{1}{2}$ "
<b>3</b>		<b>For each of Fabrics 3 to 6 (flowers)</b>  <b>4</b>  Cut 1 square 2"  <b>5</b>  Cut 1 square $2\frac{3}{8}$ " and bisect on one diagonal  <b>6</b> 
<b>4</b>		
<b>5</b>		
<b>6</b>		

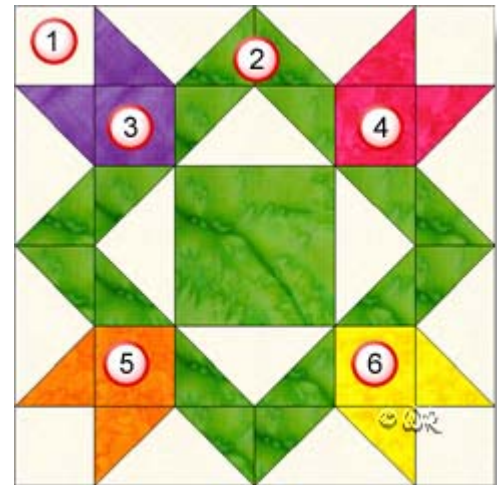
# Patchwork Square

Free Quilt Block Pattern

## Four Flowers

6" finished quilt block

Fabric Placement



### How-to Notes












Bisect square on one diagonal



Bisect square on both diagonals

\*All seam allowances are 1/4" unless noted otherwise

<b>1</b>		<b>Background fabric 1</b> Cut 4 squares 1 1/2" Cut 3 squares 3 1/4" and bisect on both diagonals
<b>2</b>		<b>Fabric 2</b> Cut 8 squares 1 7/8" and bisect on one diagonal Cut centre square 2 1/2"
<b>3</b>		<b>For each of Fabrics 3 to 6 (flowers)</b>  <b>4</b>  Cut 1 square 1 1/2"  <b>5</b>  Cut 1 square 1 7/8" and bisect on one diagonal  <b>6</b> 
<b>4</b>		
<b>5</b>		
<b>6</b>		


# Patchwork Square

Free Quilt Block Pattern


## Four Flowers



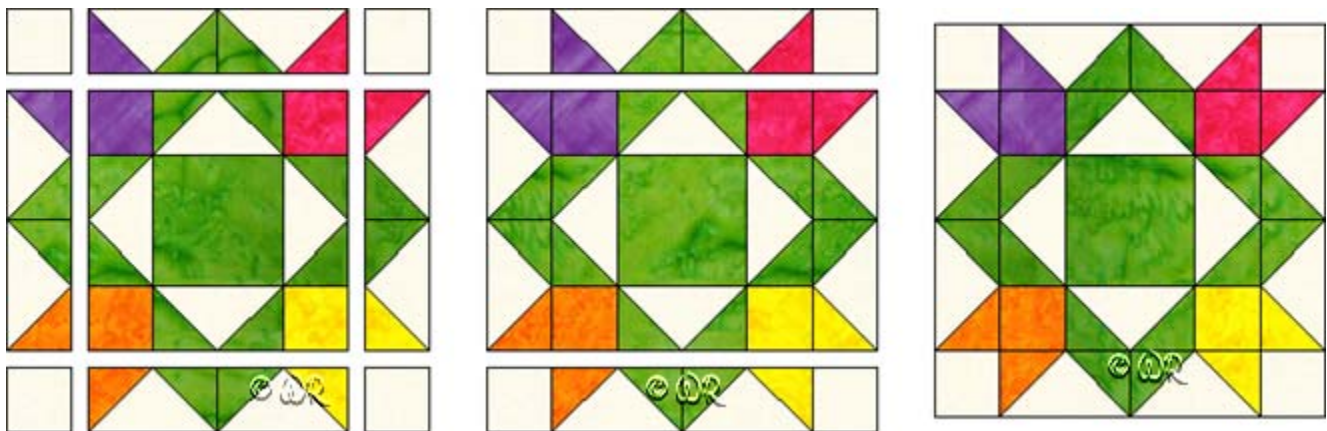
Make 4



Make 1 of each colour combination



Make 1





# Patchwork Square

Free Quilt Block Pattern

## Four Flowers

### Sample Quilt Layouts

