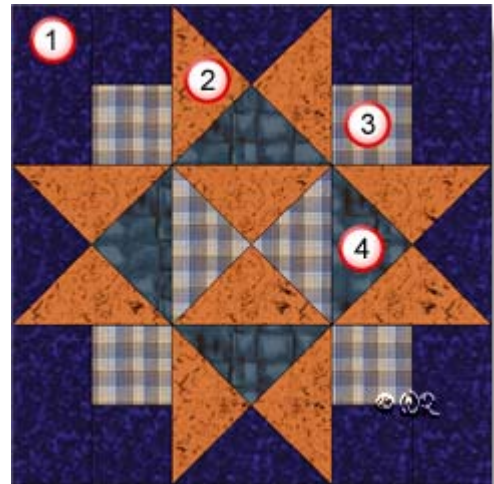


Four Corners



12" finished quilt block
9" finished quilt block
6" finished quilt block

Fabric Placement



Four Corners

12" finished quilt block

How-to Notes







Bisect square on one diagonal

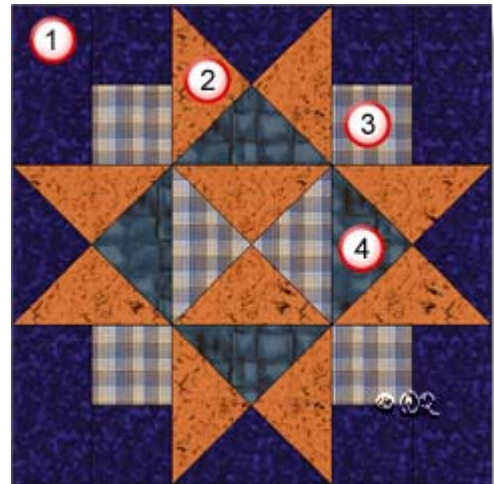


Bisect square on both diagonals

*All seam allowances are 1/4" unless noted otherwise

| | | |
|----------|---|--|
| 1 |  | Background fabric 1 Cut 4 rectangles each 2 1/2" x 4 1/2" Cut 4 squares 2 1/2" |
| 2 |  | Fabric 2 Cut 3 squares 5 1/4" and bisect on both diagonals (you will have 2 extra triangles) |
| 3 |  | Fabric 3 Cut 4 squares 2 1/2" Cut 1 square 5 1/4" and bisect on both diagonals (you will have |
| 4 |  | Fabric 4 Cut 1 square 5 1/4" and bisect on both diagonals |

Fabric Placement



Four Corners

9" finished quilt block

How-to Notes







Bisect square on one diagonal

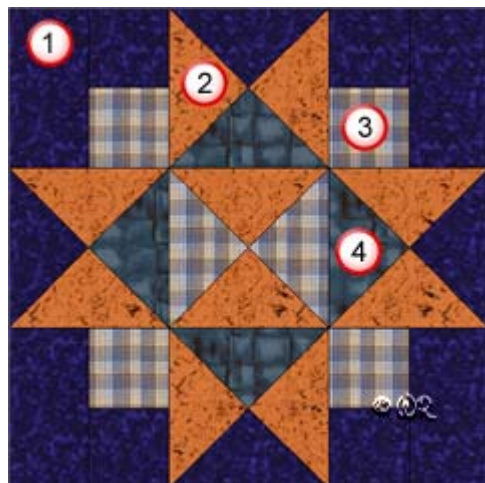


Bisect square on both diagonals

*All seam allowances are 1/4" unless noted otherwise

| | | |
|----------|---|--|
| 1 |  | Background fabric 1 Cut 4 rectangles each 2" x 3 1/2" Cut 4 squares 2" |
| 2 |  | Fabric 2 Cut 3 squares 4 1/4" and bisect on both diagonals (you will have 2 extra triangles) |
| 3 |  | Fabric 3 Cut 4 squares 2" Cut 1 square 4 1/4" and bisect on both diagonals (you will have |
| 4 |  | Fabric 4 Cut 1 square 4 1/4" and bisect on both diagonals |

Fabric Placement



Four Corners

6" finished quilt block

How-to Notes



Bisect square on one diagonal



Bisect square on both diagonals

*All seam allowances are 1/4" unless noted otherwise

1



Background fabric 1

Cut 4 rectangles each 1 1/2" x 2 1/2"
Cut 4 squares 1 1/2"

2



Fabric 2

Cut 3 squares 3 1/4" and bisect on both diagonals (you will have 2 extra triangles)


3



Fabric 3

Cut 4 squares 1 1/2"
Cut 1 square 3 1/4" and bisect on both diagonals (you will have



4



Fabric 4

Cut 1 square 3 1/4" and bisect on both diagonals

Four Corners



Four Corners

Sample Quilt Layouts

