


Patchwork Square

Free Quilt Block Pattern

Flying Square



15" finished quilt block

10" finished quilt block

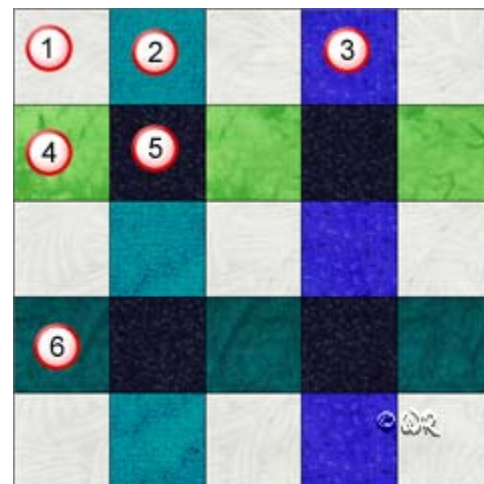
7½" finished quilt block

5" finished quilt block

Patchwork Square

Free Quilt Block Pattern

Fabric Placement



Flying Square

15" finished quilt block

How-to Notes









Bisect square on one diagonal



Bisect square on both diagonals

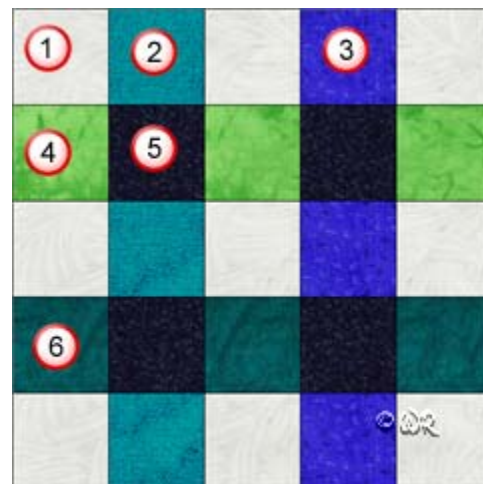
*All seam allowances are 1/4" and included in cutting measurements unless noted otherwise

1		Fabric 1 Cut 9 squares 3 1/2"
2		Fabric 2 Cut 3 squares 3 1/2"
3		Fabric 3 Cut 3 squares 3 1/2"
4		Fabric 4 Cut 3 squares 3 1/2"
5		Fabric 5 Cut 4 squares 3 1/2"
6		Fabric 6 Cut 3 squares 3 1/2"

Patchwork Square

Free Quilt Block Pattern

Fabric Placement



Flying Square

10" finished quilt block

How-to Notes









Bisect square on one diagonal



Bisect square on both diagonals

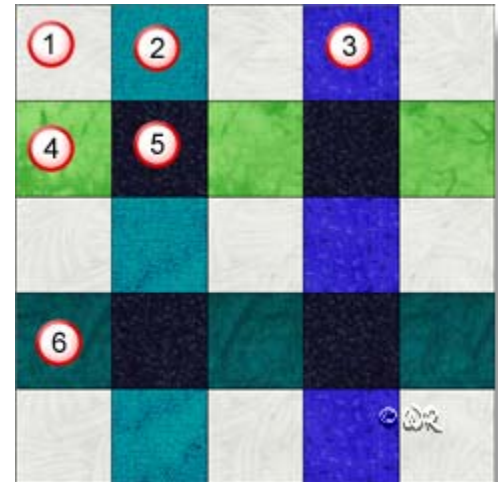
*All seam allowances are 1/4" and included in cutting measurements unless noted otherwise

1		Fabric 1 Cut 9 squares 2 1/2"
2		Fabric 2 Cut 3 squares 2 1/2"
3		Fabric 3 Cut 3 squares 2 1/2"
4		Fabric 4 Cut 3 squares 2 1/2"
5		Fabric 5 Cut 4 squares 2 1/2"
6		Fabric 6 Cut 3 squares 2 1/2"

Patchwork Square

Free Quilt Block Pattern

Fabric Placement



Flying Square

7 1/2" finished quilt block

How-to Notes









Bisect square on one diagonal



Bisect square on both diagonals

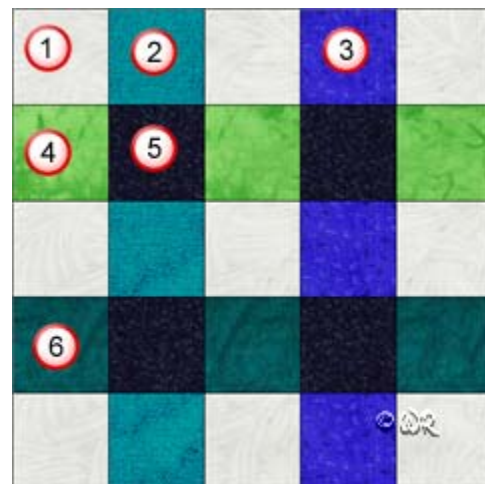
*All seam allowances are 1/4" and included in cutting measurements unless noted otherwise

1		Fabric 1 Cut 9 squares 2"
2		Fabric 2 Cut 3 squares 2"
3		Fabric 3 Cut 3 squares 2"
4		Fabric 4 Cut 3 squares 2"
5		Fabric 5 Cut 4 squares 2"
6		Fabric 6 Cut 3 squares 2"

Patchwork Square

Free Quilt Block Pattern

Fabric Placement



Flying Square

5" finished quilt block

How-to Notes









Bisect square on one diagonal




Bisect square on both diagonals

*All seam allowances are 1/4" and included in cutting measurements unless noted otherwise


1		Fabric 1 Cut 9 squares 1 1/2"
2		Fabric 2 Cut 3 squares 1 1/2"
3		Fabric 3 Cut 3 squares 1 1/2"
4		Fabric 4 Cut 3 squares 1 1/2"
5		Fabric 5 Cut 4 squares 1 1/2"
6		Fabric 6 Cut 3 squares 1 1/2"

Flying Square

Method



Make 1 of each combination



Make 1 of each combination

