
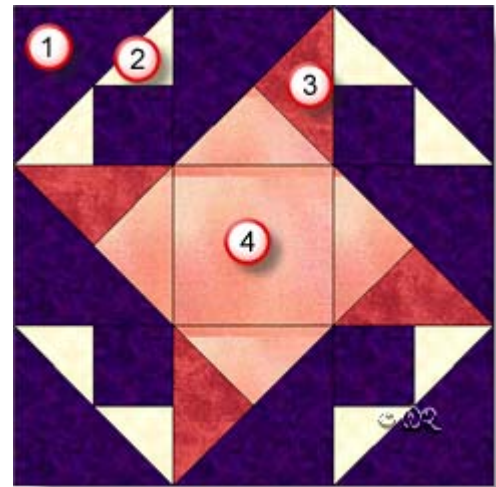


## Flying Ducks



12" finished quilt block  
9" finished quilt block  
6" finished quilt block

Fabric Placement



## Flying Ducks

12" finished quilt block

### How-to Notes







Bisect square on one diagonal

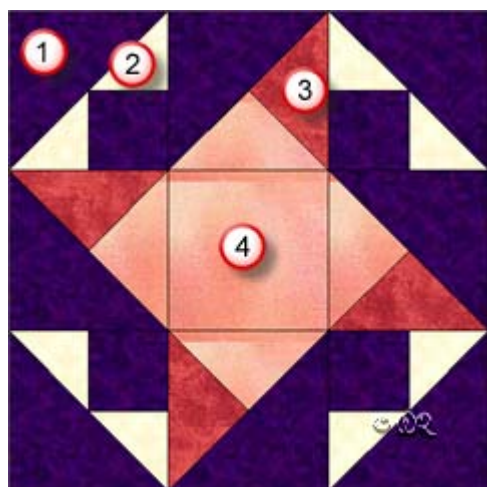


Bisect square on both diagonals

\*All seam allowances are 1/4" unless noted otherwise

<b>1</b>		<p><b>Background fabric 1</b></p> <p>Cut 4 squares 2 1/2"</p> <p>Cut 4 squares 4 7/8" and bisect on one diagonal</p>
<b>2</b>		<p><b>Fabric 2</b></p> <p>Cut 4 squares 2 7/8" and bisect on one diagonal</p>
<b>3</b>		<p><b>Fabric 3</b></p> <p>Cut 1 square 5 1/4" and bisect on both diagonals</p>
<b>4</b>		<p><b>Fabric 4</b></p> <p>Cut 1 square 5 1/4" and bisect on both diagonals</p> <p>Cut centre square 4 1/2"</p>

Fabric Placement



## Flying Ducks

9" finished quilt block

### How-to Notes







Bisect square on one diagonal

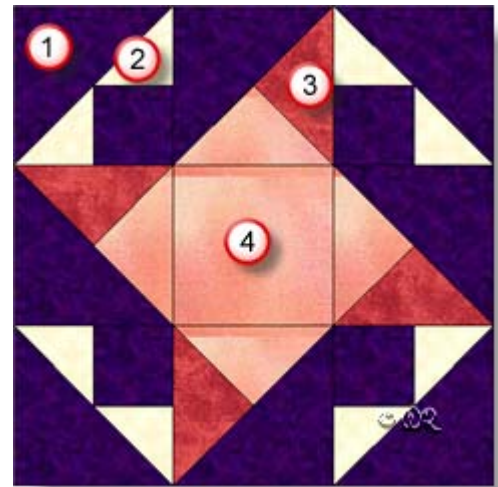


Bisect square on both diagonals

\*All seam allowances are 1/4" unless noted otherwise

<b>1</b>		<b>Background fabric 1</b> Cut 4 squares 2" Cut 4 squares 3 7/8" and bisect on one diagonal
<b>2</b>		<b>Fabric 2</b> Cut 4 squares 2 3/8" and bisect on one diagonal
<b>3</b>		<b>Fabric 3</b> Cut 1 square 4 1/4" and bisect on both diagonals
<b>4</b>		<b>Fabric 4</b> Cut 1 square 4 1/4" and bisect on both diagonals Cut centre square 3 1/2"

Fabric Placement



## Flying Ducks

6" finished quilt block

### How-to Notes







Bisect square on one diagonal

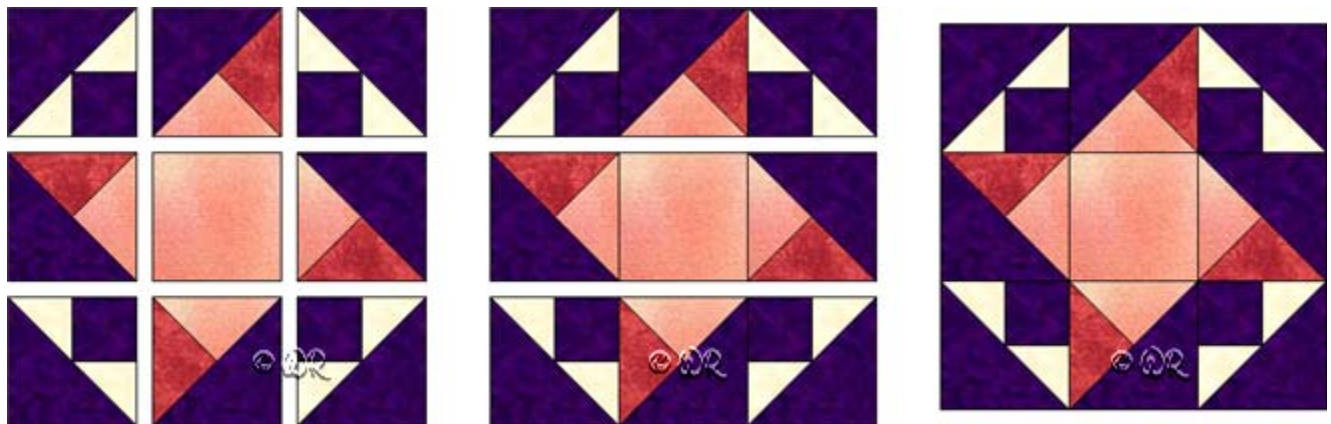
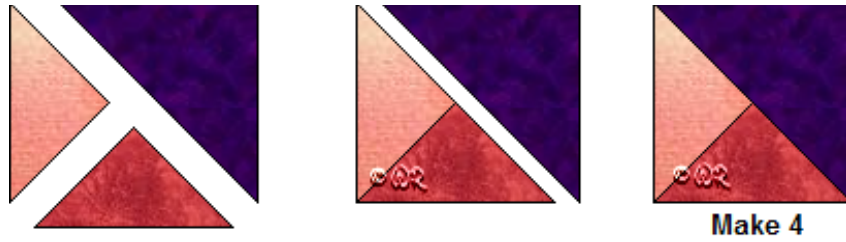
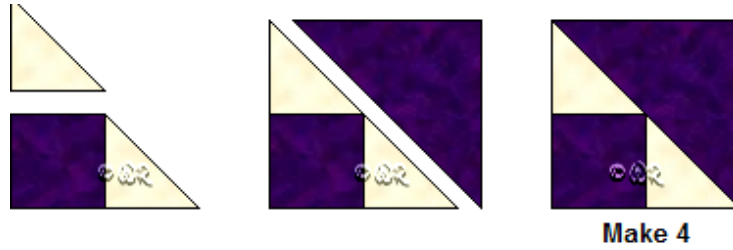


Bisect square on both diagonals

\*All seam allowances are 1/4" unless noted otherwise

<p><b>1</b></p> 	<p><b>Background fabric 1</b> Cut 4 squares 1 1/2" Cut 4 squares 2 7/8" and bisect on one diagonal</p>
<p><b>2</b></p> 	<p><b>Fabric 2</b> Cut 4 squares 1 7/8" and bisect on one diagonal</p>
<p><b>3</b></p> 	<p><b>Fabric 3</b> Cut 1 square 3 1/4" and bisect on both diagonals</p>
<p><b>4</b></p> 	<p><b>Fabric 4</b> Cut 1 square 3 1/4" and bisect on both diagonals Cut centre square 2 1/2"</p>

# Flying Ducks





# Flying Ducks

## Sample Quilt Layouts

