

Flock of Geese



12" finished quilt block
8" finished quilt block
6" finished quilt block

Fabric Placement



Flock of Geese

12" finished quilt block

How-to Notes




Bisect square on one diagonal



Bisect square on both diagonals

*All seam allowances are 1/4" unless noted otherwise

1



Note: When using assorted fabrics you will have extra half square triangles left over (for additional blocks)

Light fabric (use one fabric or assorted light fabrics)

Cut 1 square 6 7/8" and bisect on one diagonal

Cut 4 squares 3 7/8" and bisect on one diagonal

2



Dark fabric (use one fabric or assorted light fabrics)

Cut 1 square 6 7/8" and bisect on one diagonal

Cut 4 squares 3 7/8" and bisect on one diagonal

Fabric Placement



Flock of Geese

8" finished quilt block

How-to Notes




Bisect square on one diagonal



Bisect square on both diagonals

*All seam allowances are 1/4" unless noted otherwise

1



Note: When using assorted fabrics you will have extra half square triangles left over (for additional blocks)

Light fabric (use one fabric or assorted light fabrics)

Cut 1 square 4 7/8" and bisect on one diagonal

Cut 4 squares 2 7/8" and bisect on one diagonal

2




Dark fabric (use one fabric or assorted light fabrics)

Cut 1 square 4 7/8" and bisect on one diagonal

Cut 4 squares 2 7/8" and bisect on one diagonal

Fabric Placement



Flock of Geese

6" finished quilt block

How-to Notes



Bisect square on one diagonal



Bisect square on both diagonals

*All seam allowances are 1/4" unless noted otherwise

1



Note: When using assorted fabrics you will have extra half square triangles left over (for additional blocks)

Light fabric (use one fabric or assorted light fabrics)

Cut 1 square 3 7/8" and bisect on one diagonal

Cut 4 squares 2 3/8" and bisect on one diagonal

2




Dark fabric (use one fabric or assorted light fabrics)



Cut 1 square 3 7/8" and bisect on one diagonal

Cut 4 squares 2 3/8" and bisect on one diagonal




Flock of Geese



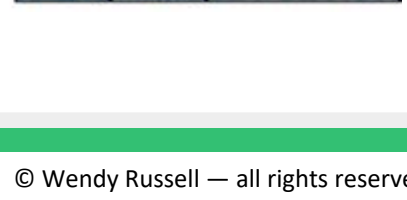
Make 2



Make 8



Make 2



Flock of Geese

Sample Quilt Layouts

