


Firewheel



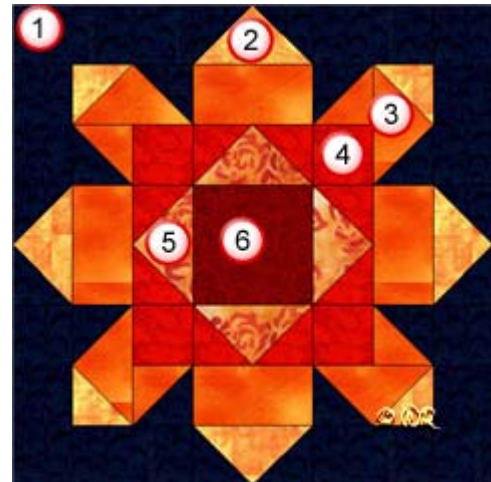
16" finished quilt block

12" finished quilt block

Firewheel

Sample Quilt Layouts





Firewheel

16" finished quilt block

How-to Notes









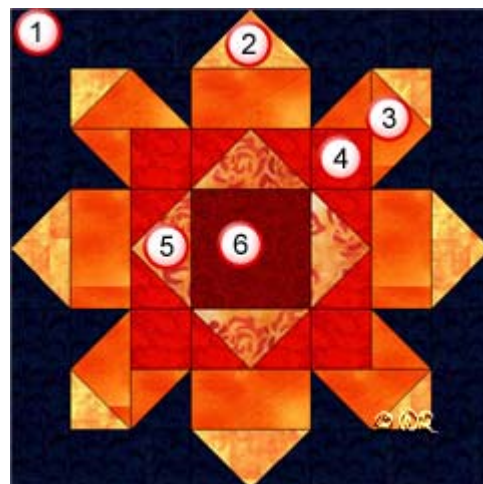
Bisect square on one diagonal



Bisect square on both diagonals

*All seam allowances are 1/4" unless noted otherwise

<p>1</p> 	<p>Background fabric Cut 4 rectangles 4 1/2" x 2 1/2" Cut 4 rectangles 6 1/2" x 2 1/2" Cut 8 squares 2 7/8" and bisect on one diagonal</p>
<p>2</p> 	<p>Fabric 2 Cut 2 squares 2 7/8" and bisect on one diagonal Cut 1 square 5 1/4" and bisect on both diagonals</p>
<p>3</p> 	<p>Fabric 3 Cut 4 rectangles 4 1/2" x 2 1/2" Cut 2 squares 2 7/8" and bisect on one diagonal Cut 1 square 5 1/4" and bisect on both diagonals</p>
<p>4</p> 	<p>Fabric 4 Cut 4 squares 2 1/2" Cut 4 squares 2 7/8" and bisect on one diagonal</p>
<p>5</p> 	<p>Fabric 5 Cut 1 square 5 1/4" and bisect on both diagonals</p>
<p>6</p> 	<p>Fabric 6 Cut centre square 4 1/2"</p>



Firewheel

12" finished quilt block

How-to Notes









Bisect square on one diagonal



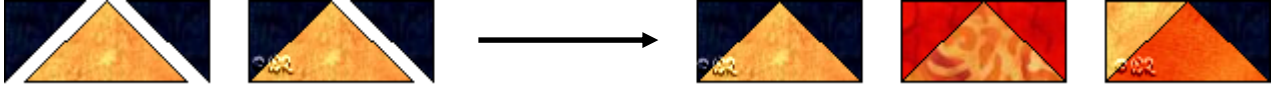
Bisect square on both diagonals

*All seam allowances are 1/4" unless noted otherwise

1		<p>Background fabric</p> <p>Cut 4 rectangles 3 1/2" x 2"</p> <p>Cut 4 rectangles 5" x 2"</p> <p>Cut 8 squares 2 3/8" and bisect on one diagonal</p>
2		<p>Fabric 2</p> <p>Cut 2 squares 2 3/8" and bisect on one diagonal</p> <p>Cut 1 square 4 1/4" and bisect on both diagonals</p>
3		<p>Fabric 3</p> <p>Cut 4 rectangles 3 1/2" x 2"</p> <p>Cut 2 squares 2 3/8" and bisect on one diagonal</p> <p>Cut 1 square 4 1/4" and bisect on both diagonals</p>
4		<p>Fabric 4</p> <p>Cut 4 squares 2"</p> <p>Cut 4 squares 2 3/8" and bisect on one diagonal</p>
5		<p>Fabric 5</p> <p>Cut 1 square 4 1/4" and bisect on both diagonals</p>
6		<p>Fabric 6</p> <p>Cut centre square 3 1/2"</p>

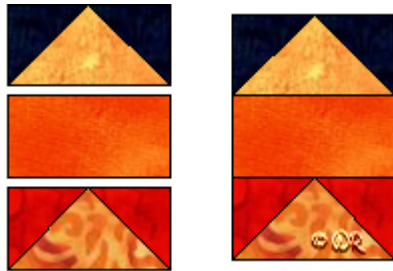
Firewheel

1



Make 4 of each colour combination

2



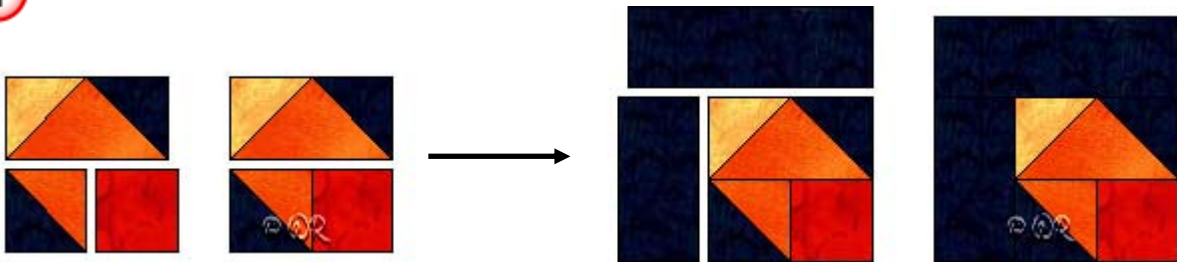
Make 4

3



Make 4

4



Make 4

