


## Fanny's Favorite — A Variation



16" finished quilt block


12" finished quilt block

8" finished quilt block

## Fanny's Favorite — A Variation

16" finished quilt block

Fabric Placement



### How-to Notes



Bisect square on one diagonal



Bisect square on both diagonals

\*All seam allowances are 1/4" unless noted otherwise

1



#### Background fabric 1

Cut 1 square 4 1/2"

Cut 2 squares 4 7/8" and bisect on one diagonal

Cut 4 squares 2 7/8" and bisect on one diagonal

2



#### Fabric 2

Cut 4 squares 2 1/2"

Cut 4 squares 2 7/8" and bisect on one diagonal

Cut 1 square 5 1/4" and bisect on both diagonals

3



#### Fabric 3

Cut 4 squares 2 1/2"

4



#### Fabric 4

Cut 8 rectangles 2 1/2" x 4 1/2"

5




#### Fabric 5

Cut 4 squares 4 1/2"

## Fanny's Favorite — A Variation

12" finished quilt block

Fabric Placement



### How-to Notes



Bisect square on one diagonal



Bisect square on both diagonals

\*All seam allowances are 1/4" unless noted otherwise

1



#### Background fabric 1

Cut 1 square 3 1/2"

Cut 2 squares 3 7/8" and bisect on one diagonal

Cut 4 squares 2 3/8" and bisect on one diagonal

2



#### Fabric 2

Cut 4 squares 2"

Cut 4 squares 2 3/8" and bisect on one diagonal

Cut 1 square 4 1/4" and bisect on both diagonals

3



#### Fabric 3

Cut 4 squares 2"

4



#### Fabric 4

Cut 8 rectangles 2" x 3 1/2"

5




#### Fabric 5

Cut 4 squares 3 1/2"

## Fanny's Favorite — A Variation

8" finished quilt block

Fabric Placement



### How-to Notes



Bisect square on one diagonal



Bisect square on both diagonals

\*All seam allowances are 1/4" unless noted otherwise

1



#### Background fabric 1

Cut 1 square 2 1/2"

Cut 2 squares 2 7/8" and bisect on one diagonal

Cut 4 squares 1 7/8" and bisect on one diagonal

2



#### Fabric 2

Cut 4 squares 1 1/2"

Cut 4 squares 1 7/8" and bisect on one diagonal

Cut 1 square 3 1/4" and bisect on both diagonals

3



#### Fabric 3

Cut 4 squares 1 1/2"

4



#### Fabric 4

Cut 8 rectangles 1 1/2" x 2 1/2"

5



#### Fabric 5

Cut 4 squares 2 1/2"

# Fanny's Favorite — A Variation

