
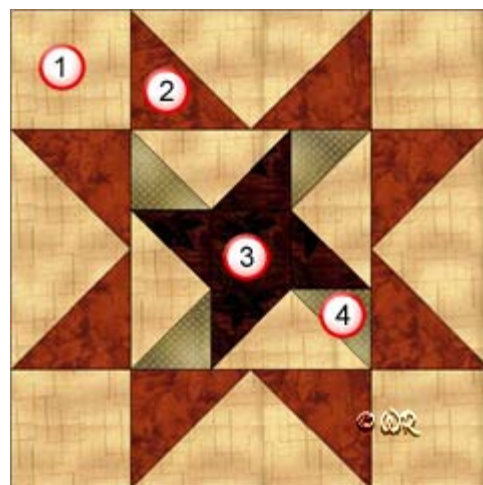


Fan Waves



12" finished quilt block
9" finished quilt block

Fabric Placement



Fan Waves

12" finished quilt block

How-to Notes




Bisect square on one diagonal



Bisect square on both diagonals

*All seam allowances are $\frac{1}{4}$ " unless noted otherwise

1



Background fabric 1

Cut 4 squares $3\frac{1}{2}$ "

Cut 1 square $7\frac{1}{4}$ " and bisect on both diagonals

Cut 4 squares $2\frac{7}{8}$ " and bisect on one diagonal

2



Fabric 2

Cut 4 squares $3\frac{7}{8}$ " and bisect on one diagonal

3




Fabric 3

Cut 1 square $2\frac{1}{2}$ "

Cut 2 squares $2\frac{7}{8}$ " and bisect on one diagonal

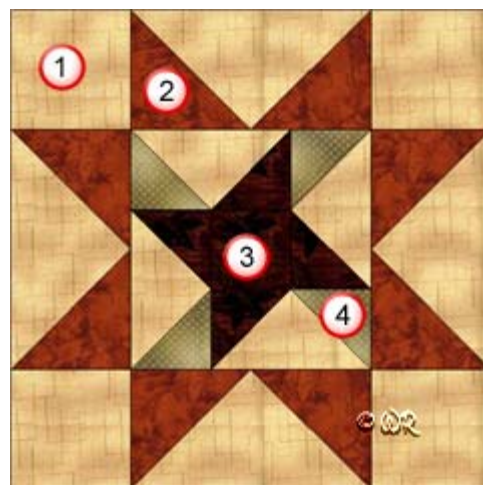
4



Fabric 4

Cut 2 squares $2\frac{7}{8}$ " and bisect on one diagonal

Fabric Placement



Fan Waves

9" finished quilt block

How-to Notes







Bisect square on one diagonal




Bisect square on both diagonals

*All seam allowances are 1/4" unless noted otherwise

1		<p>Background fabric 1</p> <p>Cut 4 squares 2 3/4"</p> <p>Cut 1 square 5 1/4" and bisect on both diagonals</p> <p>Cut 4 squares 2 3/8" and bisect on one diagonal</p>
2		<p>Fabric 2</p> <p>Cut 4 squares 3 1/8" and bisect on one diagonal</p>
3		<p>Fabric 3</p> <p>Cut 1 square 2"</p> <p>Cut 2 squares 2 3/8" and bisect on one diagonal</p>
4		<p>Fabric 4</p> <p>Cut 2 squares 2 3/8" and bisect on one diagonal</p>


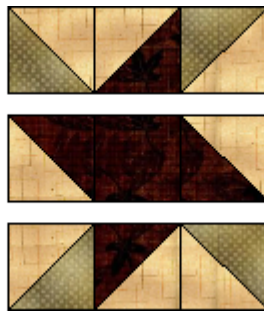
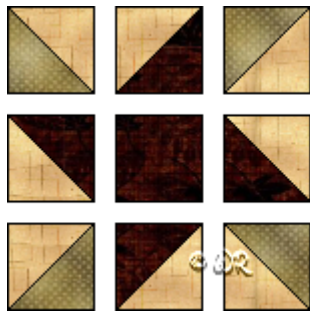
Fan Waves




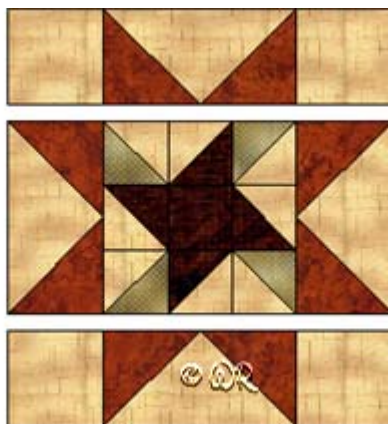

Make 4 of each set



Make 4



Make 1



Fan Waves

Sample Quilt Layouts

