

## Fan



12" finished quilt block

9" finished quilt block

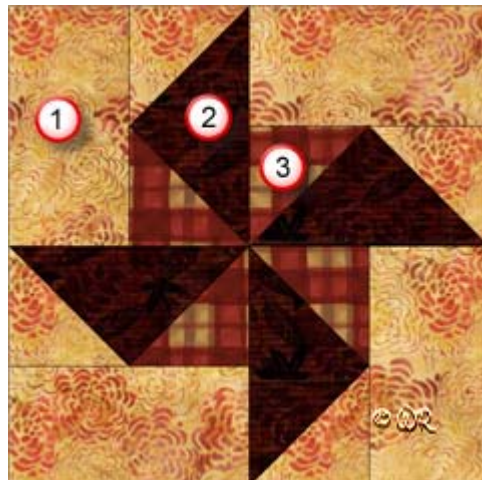
8" finished quilt block

6" finished quilt block

# Patchwork Square

Free Quilt Block Pattern

## Fabric Placement



## Fan

12" finished quilt block

### How-to Notes



Bisect square on one diagonal



Bisect square on both diagonals

\*All seam allowances are  $\frac{1}{4}$ " unless noted otherwise

**1**




#### Background fabric 1

Cut 4 rectangles  $6\frac{1}{2}$ " x  $3\frac{1}{2}$ "

Cut 2 squares  $3\frac{7}{8}$ " and bisect on one diagonal

**2**



#### Large "Pinwheel" fabric 2

Cut 1 square  $7\frac{1}{4}$ " and bisect on both diagonals

**3**



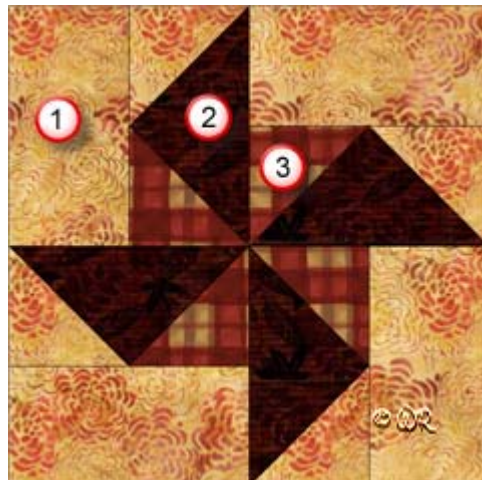
#### Small "Pinwheel" fabric 3

Cut 2 squares  $3\frac{7}{8}$ " and bisect on one diagonal

# Patchwork Square

Free Quilt Block Pattern

## Fabric Placement



## Fan

9" finished quilt block

### How-to Notes



Bisect square on one diagonal



Bisect square on both diagonals

\*All seam allowances are  $\frac{1}{4}$ " unless noted otherwise

**1**




#### Background fabric 1

Cut 4 rectangles 5" x 2  $\frac{3}{4}$ "

Cut 2 squares 3  $\frac{1}{8}$ " and bisect on one diagonal

**2**



#### Large "Pinwheel" fabric 2

Cut 1 square 5  $\frac{3}{4}$ " and bisect on both diagonals

**3**



#### Small "Pinwheel" fabric 3

Cut 2 squares 3  $\frac{1}{8}$ " and bisect on one diagonal

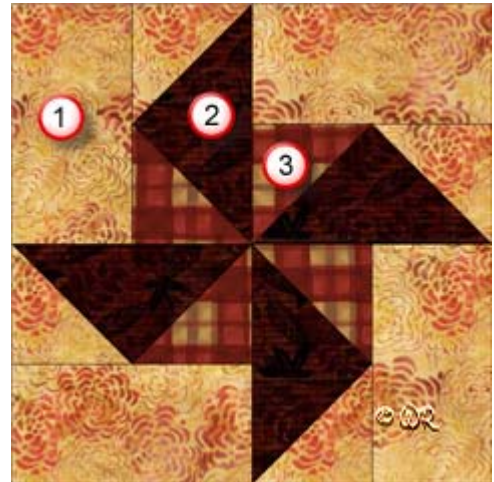
# Patchwork Square

Free Quilt Block Pattern

## Fan

8" finished quilt block

Fabric Placement



### How-to Notes




Bisect square on one diagonal



Bisect square on both diagonals

\*All seam allowances are  $\frac{1}{4}$ " unless noted otherwise

**1**




#### Background fabric 1

Cut 4 rectangles  $4\frac{1}{2}$ " x  $2\frac{1}{2}$ "

Cut 2 squares  $2\frac{7}{8}$ " and bisect on one diagonal

**2**



#### Large "Pinwheel" fabric 2

Cut 1 square  $5\frac{1}{4}$ " and bisect on both diagonals

**3**



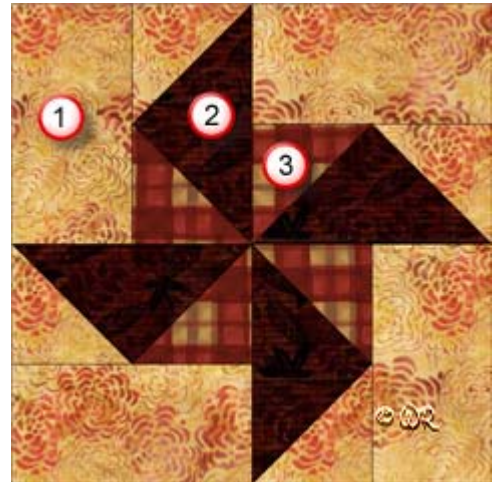
#### Small "Pinwheel" fabric 3

Cut 2 squares  $2\frac{7}{8}$ " and bisect on one diagonal

# Patchwork Square

Free Quilt Block Pattern

## Fabric Placement



## Fan

6" finished quilt block

### How-to Notes




Bisect square on one diagonal



Bisect square on both diagonals

\*All seam allowances are  $\frac{1}{4}$ " unless noted otherwise

**1**




#### Background fabric 1

Cut 4 rectangles  $3\frac{1}{2}$ " x 2"

Cut 2 squares  $2\frac{3}{8}$ " and bisect on one diagonal

**2**



#### Large "Pinwheel" fabric 2

Cut 1 square  $4\frac{1}{4}$ " and bisect on both diagonals

**3**



#### Small "Pinwheel" fabric 3

Cut 2 squares  $2\frac{3}{8}$ " and bisect on one diagonal



# Patchwork Square

Free Quilt Block Pattern

## Fan



Make 4



Make 4

