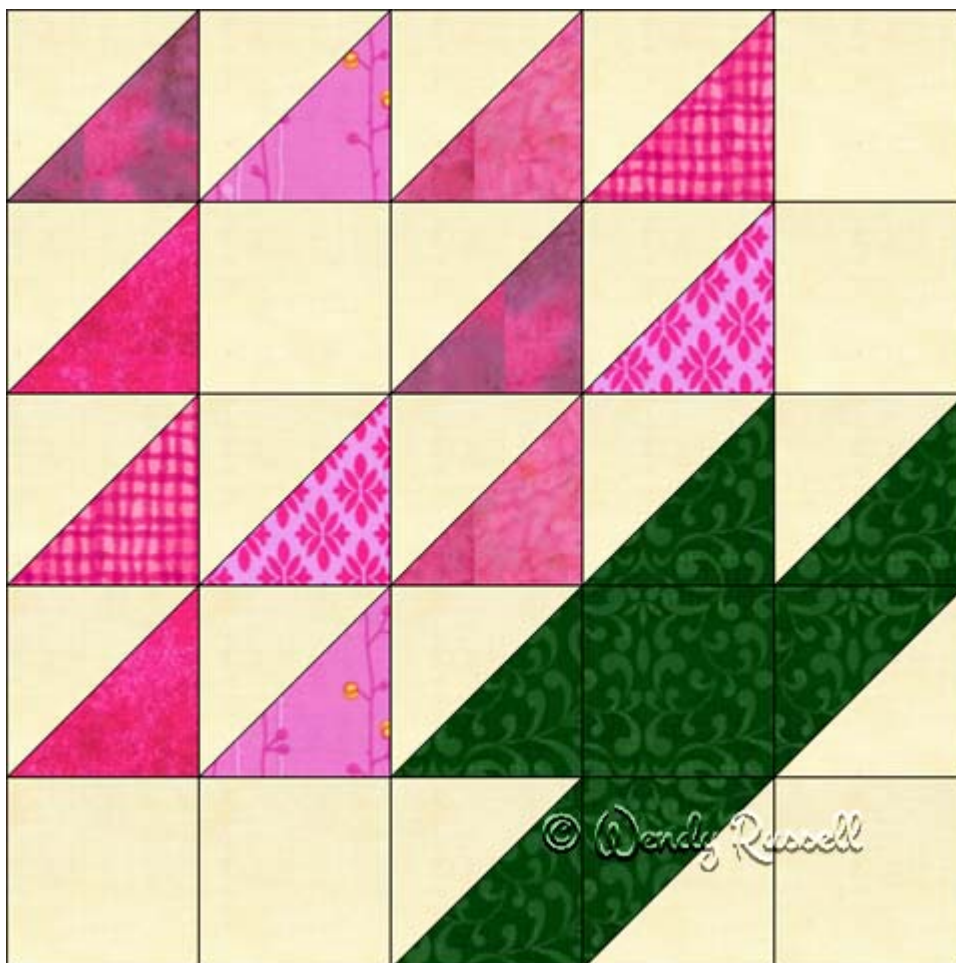


English Rose

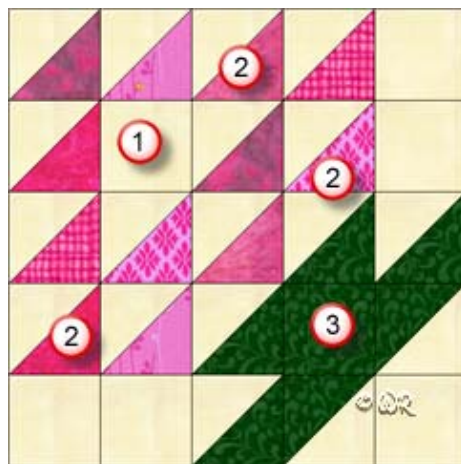


- 15" finished quilt block
- 10" finished quilt block
- 7 ½" finished quilt block
- 5" finished quilt block

Patchwork Square

Free Quilt Block Pattern

Fabric Placement



English Rose

15" finished quilt block

How-to Notes



Bisect square on one diagonal



Bisect square on both diagonals

*All seam allowances are $\frac{1}{4}$ " unless noted otherwise

1



Background fabric 1

Cut 6 squares $3\frac{1}{2}$ "

Cut 9 squares $3\frac{7}{8}$ " and bisect on one diagonal

2



Fabric 2 - Assorted fabrics for "rose petals"

Cut 6 squares $3\frac{7}{8}$ " and bisect on one diagonal

3

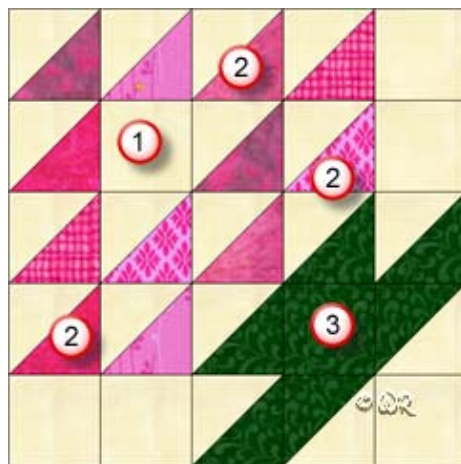


Fabric 3 - "leaves"

Cut 1 square $3\frac{1}{2}$ "

Cut 3 squares $3\frac{7}{8}$ " and bisect on one diagonal

Fabric Placement



English Rose

10" finished quilt block

How-to Notes



Bisect square on one diagonal



Bisect square on both diagonals

*All seam allowances are 1/4" unless noted otherwise

1



Background fabric 1

Cut 6 squares 2 1/2"

Cut 9 squares 2 7/8" and bisect on one diagonal

2



Fabric 2 - Assorted fabrics for "rose petals"

Cut 6 squares 2 7/8" and bisect on one diagonal

3

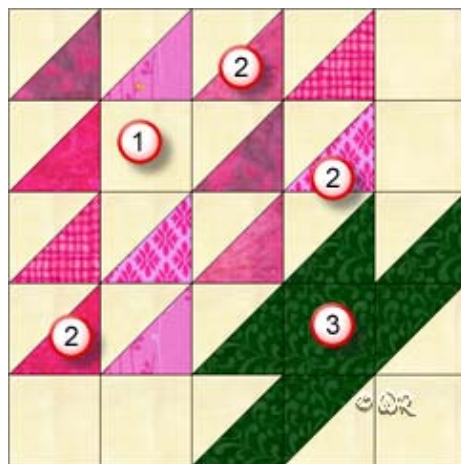


Fabric 3 - "leaves"

Cut 1 square 2 1/2"

Cut 3 squares 2 7/8" and bisect on one diagonal

Fabric Placement



English Rose

7 1/2" finished quilt block

How-to Notes



Bisect square on one diagonal



Bisect square on both diagonals

*All seam allowances are 1/4" unless noted otherwise

1



Background fabric 1

Cut 6 squares 2"

Cut 9 squares 2 3/8" and bisect on one diagonal

2



Fabric 2 - Assorted fabrics for "rose petals"

Cut 6 squares 2 3/8" and bisect on one diagonal

3

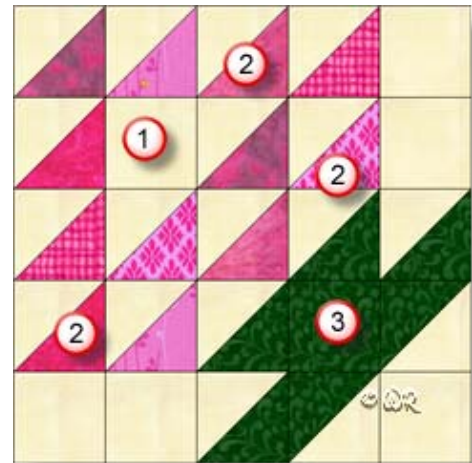


Fabric 3 - "leaves"

Cut 1 square 2"

Cut 3 squares 2 3/8" and bisect on one diagonal

Fabric Placement



English Rose

5" finished quilt block

How-to Notes



Bisect square on one diagonal



Bisect square on both diagonals

*All seam allowances are $\frac{1}{4}$ " unless noted otherwise

1



Background fabric 1

Cut 6 squares $1\frac{1}{2}$ "

Cut 9 squares $1\frac{7}{8}$ " and bisect on one diagonal

2



Fabric 2 - Assorted fabrics for "rose petals"

Cut 6 squares $1\frac{7}{8}$ " and bisect on one diagonal

3

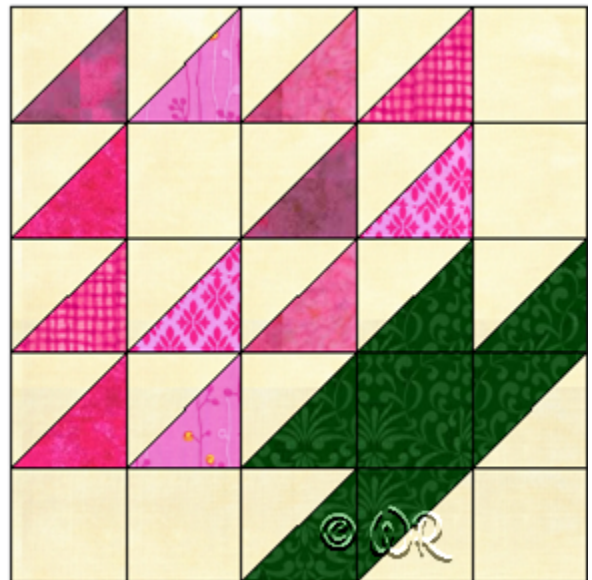

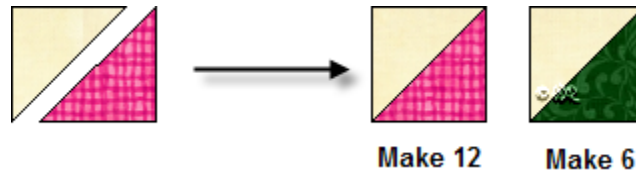


Fabric 3 - "leaves"

Cut 1 square $1\frac{1}{2}$ "

Cut 3 squares $1\frac{7}{8}$ " and bisect on one diagonal

English Rose



English Rose

Sample Quilt Layouts

