

## Eight Hands Round



16" finished quilt block

12" finished quilt block


# Patchwork Square

Free Quilt Block Pattern

## Eight Hands Round

16" finished quilt block

Fabric Placement



### How-to Notes








Bisect square on one diagonal



Bisect square on both diagonals

\*All seam allowances are 1/4" unless noted otherwise

<b>1</b>		<p><b>Fabric 1</b></p> <p>Cut 1 square 4 1/2"</p> <p>Cut 2 squares 4 7/8" and bisect on one diagonal</p>
<b>2</b>		<p><b>Fabric 2</b></p> <p>Cut 2 squares 4 7/8" and bisect on one diagonal</p> <p>Cut 4 squares 2 7/8" and bisect on one diagonal</p>
<b>3</b>		<p><b>Fabric 3</b></p> <p>Cut 2 squares 4 7/8" and bisect on one diagonal</p> <p>Cut 1 square 9 1/4" and bisect on both diagonals (<i>you will have two triangles left over for a second block</i>)</p>
<b>4</b>		<p><b>Fabric 4</b></p> <p>Cut 2 squares 4 7/8" and bisect on one diagonal</p> <p>Cut 1 square 9 1/4" and bisect on both diagonals (<i>you will have two triangles left over for a second block</i>)</p>
<b>5</b>		<p><b>Fabric 5</b></p> <p>Cut 4 squares 2 1/2"</p> <p>Cut 1 square 5 1/4" and bisect on both diagonals</p>


# Patchwork Square

Free Quilt Block Pattern

## Eight Hands Round

12" finished quilt block

Fabric Placement



### How-to Notes








Bisect square on one diagonal



Bisect square on both diagonals

\*All seam allowances are 1/4" unless noted otherwise


<b>1</b>		<p><b>Fabric 1</b></p> <p>Cut 1 square 3 1/2"</p> <p>Cut 2 squares 3 7/8" and bisect on one diagonal</p>
<b>2</b>		<p><b>Fabric 2</b></p> <p>Cut 2 squares 3 7/8" and bisect on one diagonal</p> <p>Cut 4 squares 2 3/8" and bisect on one diagonal</p>
<b>3</b>		<p><b>Fabric 3</b></p> <p>Cut 2 squares 3 7/8" and bisect on one diagonal</p> <p>Cut 1 square 7 1/4" and bisect on both diagonals (<i>you will have two triangles left over for a second block</i>)</p>
<b>4</b>		<p><b>Fabric 4</b></p> <p>Cut 2 squares 3 7/8" and bisect on one diagonal</p> <p>Cut 1 square 7 1/4" and bisect on both diagonals (<i>you will have two triangles left over for a second block</i>)</p>
<b>5</b>		<p><b>Fabric 5</b></p> <p>Cut 4 squares 2"</p> <p>Cut 1 square 4 1/4" and bisect on both diagonals</p>



# Patchwork Square

Free Quilt Block Pattern

## Eight Hands Round




Make 2 of each combination



Make 4

Make 2

Make 2



Make 1

