


Easter Basket

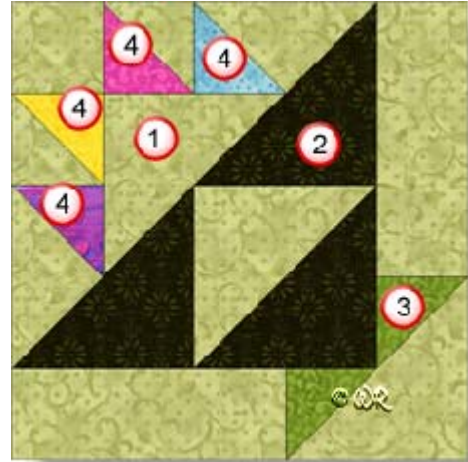


10" finished quilt block
5" finished quilt block

Easter Basket

10" finished quilt block

Fabric Placement



How-to Notes



Bisect square on one diagonal



Bisect square on both diagonals

*All seam allowances are 1/4" unless noted otherwise

1



Background fabric 1

Cut 1 square 2 1/2"

Cut 1 square 2 7/8" and bisect on one diagonal

Cut 2 squares 4 7/8" and bisect on one diagonal (you will have one triangle left over)

Cut 1 square 5 1/4" and bisect on both diagonals (you will have two triangles left over)

Cut 2 rectangles 6 1/2" x 2 1/2"

2



'Basket' fabric 2

Cut 2 squares 4 7/8" and bisect on one diagonal (you will have one triangle left over)


3



'Basket base' fabric 3

Cut 1 square 2 7/8" and bisect on one diagonal

4



Flowers fabric 4 (one fabric or assorted fabrics)

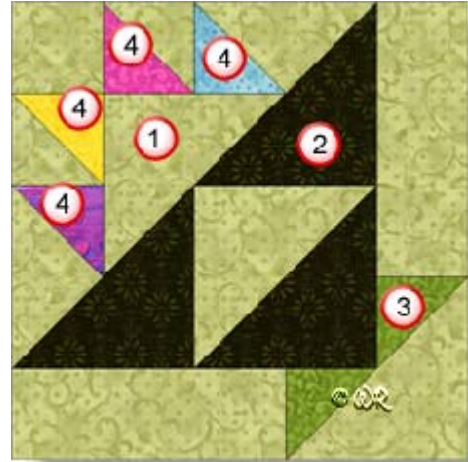
For a single fabric:

Cut 2 squares 2 7/8" and bisect on one diagonal

For assorted fabrics:

Cut 4 squares 2 7/8" and bisect on one diagonal (you will have extra triangles left over)

Fabric Placement



Easter Basket

5" finished quilt block

How-to Notes



Bisect square on one diagonal



Bisect square on both diagonals

*All seam allowances are 1/4" unless noted otherwise

1



Background fabric 1

Cut 1 square 1 1/2"

Cut 1 square 1 7/8" and bisect on one diagonal

Cut 2 squares 2 7/8" and bisect on one diagonal (you will have one triangle left over)

Cut 1 square 3 1/4" and bisect on both diagonals (you will have two triangles left over)

Cut 2 rectangles 3 1/2" x 1 1/2"

2



'Basket' fabric 2

Cut 2 squares 2 7/8" and bisect on one diagonal (you will have one triangle left over)


3



'Basket base' fabric 3

Cut 1 square 1 7/8" and bisect on one diagonal

4



Flowers fabric 4 (one fabric or assorted fabrics)

For a single fabric:

Cut 2 squares 1 7/8" and bisect on one diagonal


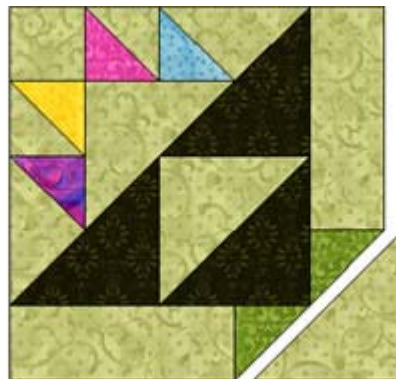
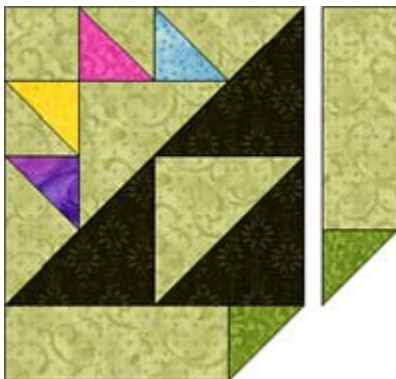
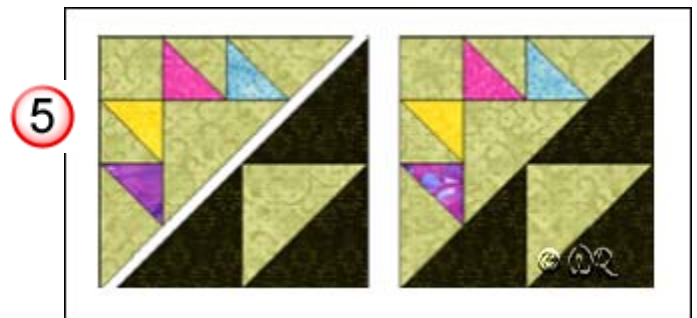
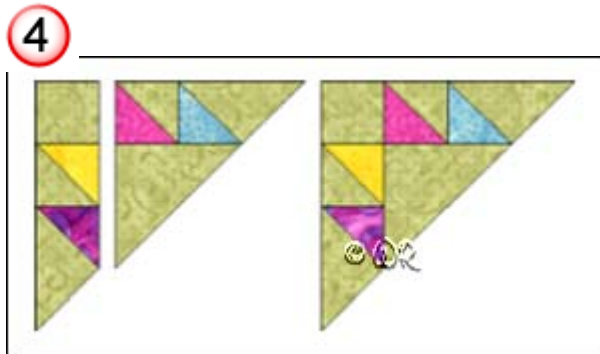
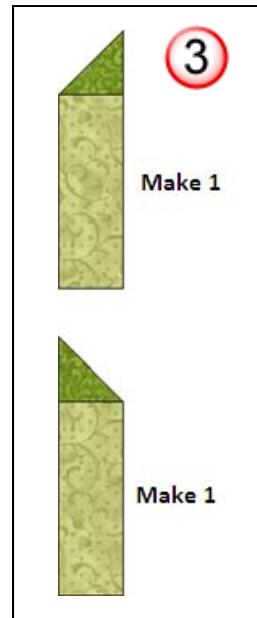
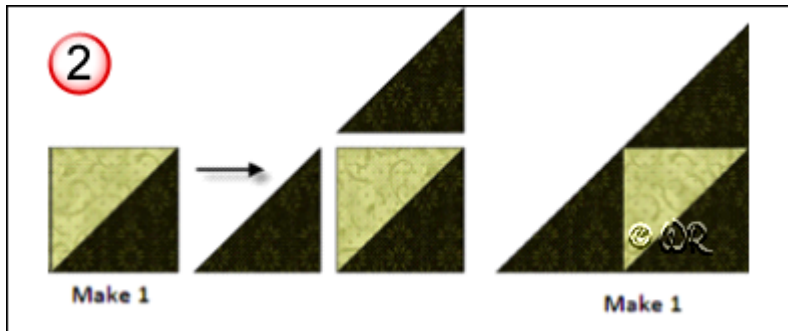
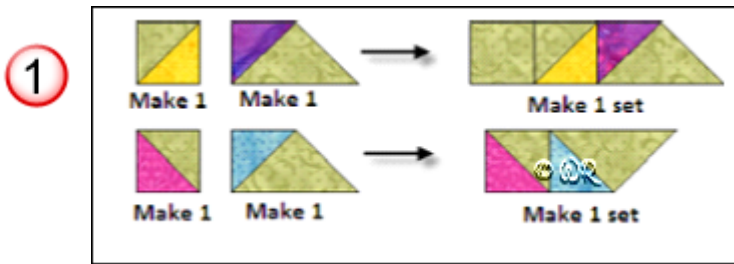
For assorted fabrics:

Cut 4 squares 1 7/8" and bisect on one diagonal (you will have extra triangles left over)

Patchwork Square

Free Quilt Block Pattern

Easter Basket



Easter Basket

Sample Quilt Layouts

