


Dutchman's Puzzle



12" finished quilt block

10" finished quilt block

8" finished quilt block

6" finished quilt block


Patchwork Square

Free Quilt Block Pattern

Dutchman's Puzzle

12" finished quilt block

Fabric Placement



How-to Notes



Bisect square on one diagonal



Bisect square on both diagonals

*All seam allowances are $\frac{1}{4}$ " and included in cutting measurements unless noted otherwise

1



Fabric 1

Cut 8 squares $3\frac{7}{8}$ " and bisect on one diagonal to produce two "Sky" pieces from each square

2



Fabric 2 (one fabric or assorted fabrics)

Using one fabric or several fabrics, you will need a total of 8 large triangles (the "Geese") after cutting the squares. Each square using produces 4 large triangles.

Cut 2 squares $7\frac{1}{4}$ " and bisect on both diagonals


Patchwork Square

Free Quilt Block Pattern

Dutchman's Puzzle

10" finished quilt block

Fabric Placement



How-to Notes



Bisect square on one diagonal



Bisect square on both diagonals

*All seam allowances are $\frac{1}{4}$ " and included in cutting measurements unless noted otherwise

1



Fabric 1

Cut 8 squares $3\frac{3}{8}$ " and bisect on one diagonal to produce two "Sky" pieces from each square

2



Fabric 2 (one fabric or assorted fabrics)

Using one fabric or several fabrics, you will need a total of 8 large triangles (the "Geese") after cutting the squares. Each square using produces 4 large triangles.

Cut 2 squares $6\frac{1}{4}$ " and bisect on both diagonals


Patchwork Square

Free Quilt Block Pattern

Dutchman's Puzzle

8" finished quilt block

Fabric Placement



How-to Notes



Bisect square on one diagonal



Bisect square on both diagonals

*All seam allowances are $\frac{1}{4}$ " and included in cutting measurements unless noted otherwise

1



Fabric 1

Cut 8 squares $2\frac{7}{8}$ " and bisect on one diagonal to produce two "Sky" pieces from each square

2



Fabric 2 (one fabric or assorted fabrics)

Using one fabric or several fabrics, you will need a total of 8 large triangles (the "Geese") after cutting the squares. Each square using produces 4 large triangles.

Cut 2 squares $5\frac{1}{4}$ " and bisect on both diagonals


Patchwork Square

Free Quilt Block Pattern

Dutchman's Puzzle

6" finished quilt block

Fabric Placement



How-to Notes



Bisect square on one diagonal



Bisect square on both diagonals

*All seam allowances are $\frac{1}{4}$ " and included in cutting measurements unless noted otherwise

1



Fabric 1

Cut 8 squares $2\frac{3}{8}$ " and bisect on one diagonal to produce two "Sky" pieces from each square

2



Fabric 2 (one fabric or assorted fabrics)


Using one fabric or several fabrics, you will need a total of 8 large triangles (the "Geese") after cutting the squares. Each square using produces 4 large triangles.

Cut 2 squares $4\frac{1}{4}$ " and bisect on both diagonals

Dutchman's Puzzle



Make 8 using an assortment of colourful fabrics for large triangle



Make 4

