


# Patchwork Square

Free Quilt Block Pattern

## Dublin Steps



12" finished quilt block

9" finished quilt block

6" finished quilt block

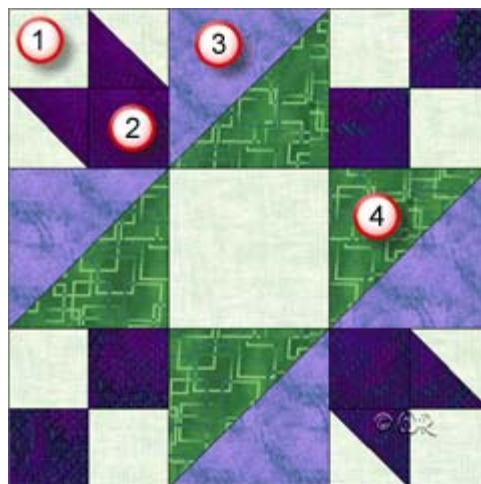
# Patchwork Square

Free Quilt Block Pattern

## Dublin Steps

12" finished quilt block

Fabric Placement



### How-to Notes



Bisect square on one diagonal



Bisect square on both diagonals

\*All seam allowances are  $\frac{1}{4}$ " and included in cutting measurements unless noted otherwise

**1**



#### Fabric 1

Cut 6 squares  $2\frac{1}{2}$ "  
Cut 1 square  $4\frac{1}{2}$ "  
Cut 2 squares  $2\frac{7}{8}$ " and bisect on one diagonal

**2**



#### Fabric 2

Cut 6 squares  $2\frac{1}{2}$ "  
Cut 2 squares  $2\frac{7}{8}$ " and bisect on one diagonal

**3**



#### Fabric 3

Cut 2 squares  $4\frac{7}{8}$ " and bisect on one diagonal

**4**



#### Fabric 4

Cut 2 squares  $4\frac{7}{8}$ " and bisect on one diagonal

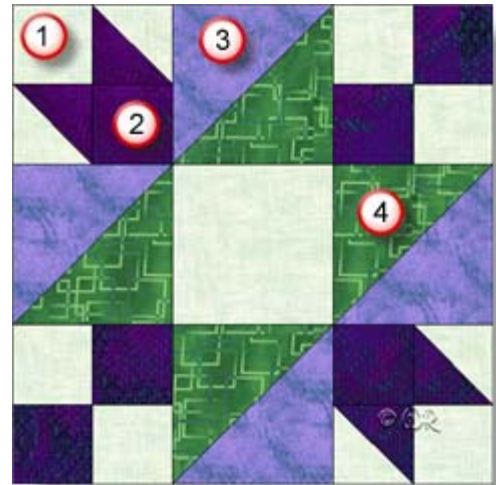
# Patchwork Square

Free Quilt Block Pattern

## Dublin Steps

9" finished quilt block

Fabric Placement



### How-to Notes



Bisect square on one diagonal



Bisect square on both diagonals

\*All seam allowances are  $\frac{1}{4}$ " and included in cutting measurements unless noted otherwise

1



#### Fabric 1

Cut 6 squares 2"

Cut 1 square 3  $\frac{1}{2}$ "

Cut 2 squares 2  $\frac{3}{8}$ " and bisect on one diagonal

2



#### Fabric 2

Cut 6 squares 2"

Cut 2 squares 2  $\frac{3}{8}$ " and bisect on one diagonal

3



#### Fabric 3

Cut 2 squares 3  $\frac{7}{8}$ " and bisect on one diagonal

4



#### Fabric 4

Cut 2 squares 3  $\frac{7}{8}$ " and bisect on one diagonal

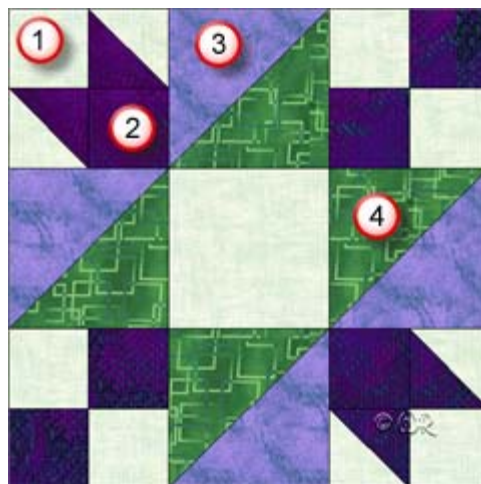
# Patchwork Square

Free Quilt Block Pattern

## Dublin Steps

6" finished quilt block

Fabric Placement



### How-to Notes



Bisect square on one diagonal



Bisect square on both diagonals

\*All seam allowances are  $\frac{1}{4}$ " and included in cutting measurements unless noted otherwise

1



#### Fabric 1

Cut 6 squares  $1\frac{1}{2}$ "  
Cut 1 square  $2\frac{1}{2}$ "  
Cut 2 squares  $1\frac{7}{8}$ " and bisect on one diagonal

2



#### Fabric 2

Cut 6 squares  $1\frac{1}{2}$ "  
Cut 2 squares  $1\frac{7}{8}$ " and bisect on one diagonal

3



#### Fabric 3

Cut 2 squares  $2\frac{7}{8}$ " and bisect on one diagonal

4



#### Fabric 4

Cut 2 squares  $2\frac{7}{8}$ " and bisect on one diagonal

## Dublin Steps

