


Patchwork Square

Free Quilt Block Pattern

Down Home



12" finished quilt block


9" finished quilt block

6" finished quilt block

Patchwork Square

Free Quilt Block Pattern

Fabric Placement



Down Home

12" finished quilt block

How-to Notes








Bisect square on one diagonal



Bisect square on both diagonals


*All seam allowances are 1/4" unless noted otherwise

1		<p>Background fabric 1</p> <p>Cut 6 squares 2 1/2"</p> <p>Cut 8 squares 2 7/8" and bisect on one diagonal</p> <p>Cut 2 squares 4 7/8" and bisect on one diagonal</p>
2		<p>Fabric 2</p> <p>Cut 3 squares 2 7/8" and bisect on one diagonal</p>
3		<p>Fabric 3</p> <p>Cut 2 squares 2 7/8" and bisect on one diagonal</p> <p>Cut 1 square 5 1/4" and bisect on both diagonals (<i>*note: you will have 2 triangles left over for a second block</i>)</p>
4		<p>Fabric 4</p> <p>Cut 2 squares 2 1/2"</p> <p>Cut 1 square 5 1/4" and bisect on both diagonals (<i>*note: you will have 2 triangles left over for a second block</i>)</p>
5		<p>Fabric 5</p> <p>Cut 3 squares 2 7/8" and bisect on one diagonal</p>

Patchwork Square

Free Quilt Block Pattern

Fabric Placement



Down Home

9" finished quilt block

How-to Notes








Bisect square on one diagonal



Bisect square on both diagonals

*All seam allowances are $\frac{1}{4}$ " unless noted otherwise

1		<p>Background fabric 1</p> <p>Cut 6 squares 2"</p> <p>Cut 8 squares $2\frac{3}{8}$" and bisect on one diagonal</p> <p>Cut 2 squares $3\frac{7}{8}$" and bisect on one diagonal</p>
2		<p>Fabric 2</p> <p>Cut 3 squares $2\frac{3}{8}$" and bisect on one diagonal</p>
3		<p>Fabric 3</p> <p>Cut 2 squares $2\frac{3}{8}$" and bisect on one diagonal</p> <p>Cut 1 square $4\frac{1}{4}$" and bisect on both diagonals (<i>*note: you will have 2 triangles left over for a second block</i>)</p>
4		<p>Fabric 4</p> <p>Cut 2 squares 2"</p> <p>Cut 1 square $4\frac{1}{4}$" and bisect on both diagonals (<i>*note: you will have 2 triangles left over for a second block</i>)</p>
5		<p>Fabric 5</p> <p>Cut 3 squares $2\frac{3}{8}$" and bisect on one diagonal</p>


Patchwork Square

Free Quilt Block Pattern

Down Home

6" finished quilt block

Fabric Placement



How-to Notes



Bisect square on one diagonal



Bisect square on both diagonals

*All seam allowances are 1/4" unless noted otherwise

1



Background fabric 1

Cut 6 squares 1 1/2"
Cut 8 squares 1 7/8" and bisect on one diagonal
Cut 2 squares 2 7/8" and bisect on one diagonal

2



Fabric 2

Cut 3 squares 1 7/8" and bisect on one diagonal


3



Fabric 3

Cut 2 squares 1 7/8" and bisect on one diagonal
Cut 1 square 3 1/4" and bisect on both diagonals (**note: you will have 2 triangles left over for a second block*)

4



Fabric 4

Cut 2 squares 1 1/2"
Cut 1 square 3 1/4" and bisect on both diagonals (**note: you will have 2 triangles left over for a second block*)

5



Fabric 5

Cut 3 squares 1 7/8" and bisect on one diagonal

Patchwork Square

Free Quilt Block Pattern

Down Home

