


Doves in the Window

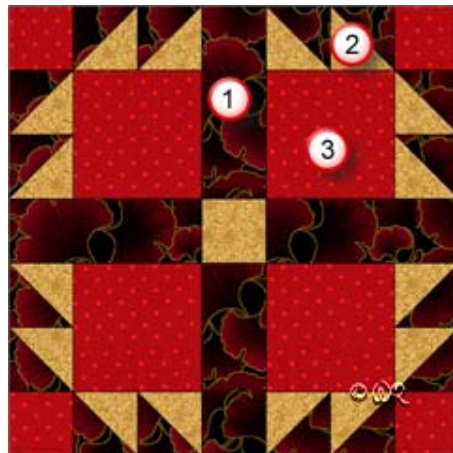


14" finished quilt block

7" finished quilt block

Doves in the Window

14" finished quilt block



How-to Notes




Bisect square on one diagonal



Bisect square on both diagonals

*All seam allowances are 1/4" unless noted otherwise

1



Background fabric 1

Cut 8 squares 2 7/8" and bisect on one diagonal
Cut 4 rectangles 6 1/2" x 2 1/2"

2



Fabric 2

Cut 1 square 2 1/2"
Cut 8 squares 2 7/8" and bisect on one diagonal

3

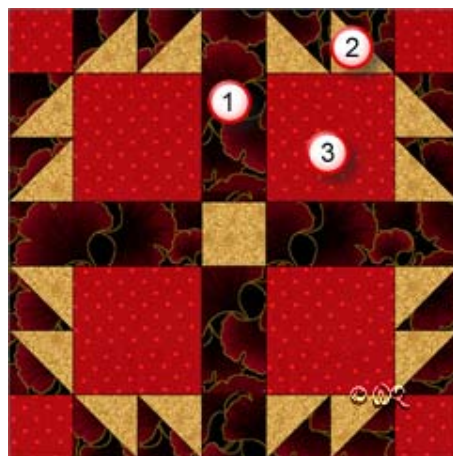


Fabric 3

Cut 4 squares 2 1/2"
Cut 4 squares 4 1/2"

Doves in the Window

7" finished quilt block



How-to Notes




Bisect square on one diagonal



Bisect square on both diagonals

*All seam allowances are 1/4" unless noted otherwise

1



Background fabric 1

Cut 8 squares 1 7/8" and bisect on one diagonal
Cut 4 rectangles 3 1/2" x 1 1/2"

2



Fabric 2

Cut 1 square 1 1/2"
Cut 8 squares 1 7/8" and bisect on one diagonal


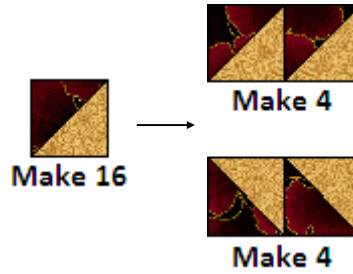
3



Fabric 3

Cut 4 squares 1 1/2"
Cut 4 squares 2 1/2"

Doves in the Window



Doves in the Window

Sample Quilt Layouts

