


Double Star



12" finished quilt block

Double Star

12" finished quilt block



How-to Notes



Bisect square on one diagonal



Bisect square on both diagonals

*All seam allowances are $\frac{1}{4}$ " unless noted otherwise

1



Fabric 1

Cut 4 squares each $3\frac{1}{2}$ "

Cut 1 square $7\frac{1}{4}$ " and bisect on both diagonals

2



Fabric 2

Cut 4 squares $3\frac{7}{8}$ " and bisect on one diagonal

3



Fabric 3

Cut 4 squares each 2"

Cut 1 square $3\frac{1}{2}$ "

Cut 1 square $4\frac{1}{4}$ " and bisect on both diagonals

4



Fabric 4



Cut 4 squares $2\frac{3}{8}$ " and bisect on one diagonal

Double Star


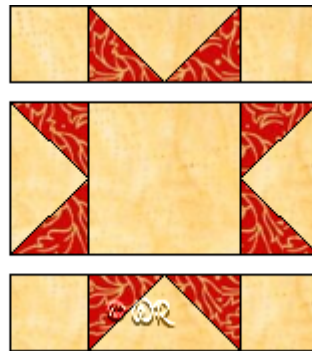
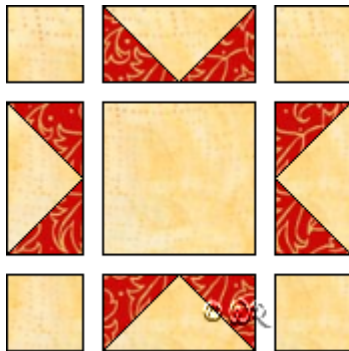
12" finished quilt block



Make 4



Make 4



Make 1

