



## Double Links



15" finished quilt block  
12" finished quilt block  
9" finished quilt block

Fabric Placement



## Double Links

15" finished quilt block

### How-to Notes



Bisect square on one diagonal



Bisect square on both diagonals

\*All seam allowances are 1/4" unless noted otherwise

**1**



#### Background fabric 1

Cut 8 squares 3 3/8" and bisect on one diagonal  
Cut 2 squares 5 7/8" and bisect on one diagonal  
Cut 2 squares 3 3/4" and bisect on both diagonals


**2**



#### Fabric 2

Cut 8 squares 3 3/8" and bisect on one diagonal  
Cut 1 square 3 3/4" and bisect on both diagonals


**3**



#### Fabric 3

Cut 8 squares 3 3/8" and bisect on one diagonal  
Cut 1 square 3 3/4" and bisect on both diagonals

Fabric Placement



## Double Links

12" finished quilt block

### How-to Notes




Bisect square on one diagonal



Bisect square on both diagonals

\*All seam allowances are 1/4" unless noted otherwise

**1**



#### Background fabric 1

Cut 8 squares 2 7/8" and bisect on one diagonal  
Cut 2 squares 4 7/8" and bisect on one diagonal  
Cut 2 squares 3 1/4" and bisect on both diagonals


**2**



#### Fabric 2

Cut 8 squares 2 7/8" and bisect on one diagonal  
Cut 1 square 3 1/4" and bisect on both diagonals


**3**



#### Fabric 3

Cut 8 squares 2 7/8" and bisect on one diagonal  
Cut 1 square 3 1/4" and bisect on both diagonals

Fabric Placement



## Double Links

9" finished quilt block

### How-to Notes



Bisect square on one diagonal



Bisect square on both diagonals

\*All seam allowances are 1/4" unless noted otherwise

**1**



#### Background fabric 1

Cut 8 squares 2 3/8" and bisect on one diagonal  
Cut 2 squares 3 7/8" and bisect on one diagonal  
Cut 2 squares 2 3/4" and bisect on both diagonals


**2**



#### Fabric 2

Cut 8 squares 2 3/8" and bisect on one diagonal  
Cut 1 square 2 3/4" and bisect on both diagonals


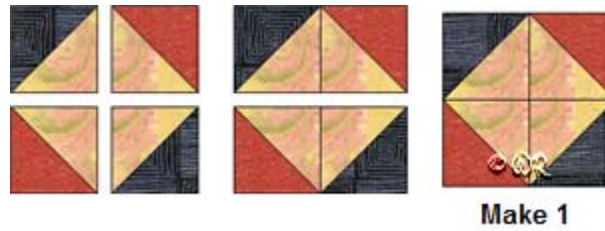
**3**



#### Fabric 3

Cut 8 squares 2 3/8" and bisect on one diagonal  
Cut 1 square 2 3/4" and bisect on both diagonals

# Double Links



Continued on  
next page



Continued from  
previous page

