


Divided Cross



16" finished quilt block

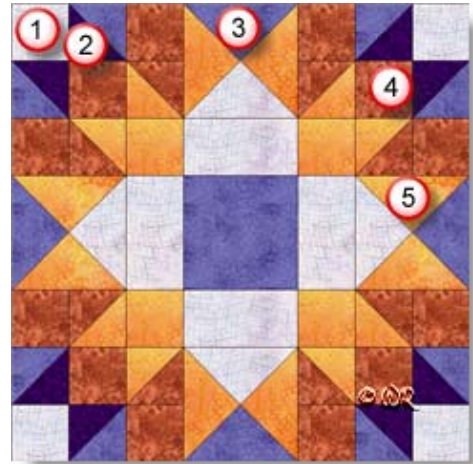
12" finished quilt block

8" finished quilt block

Divided Cross

16" finished quilt block

Fabric Placement



How-to Notes



Bisect square on one diagonal



Bisect square on both diagonals

*All seam allowances are 1/4" unless noted otherwise

1



Fabric 1

Cut 4 squares 2 1/2"

Cut 4 rectangles 2 1/2" x 4 1/2"

Cut 1 square 5 1/4" and bisect on both diagonals

2



Fabric 2

Cut 4 squares 2 7/8" and bisect on one diagonal

3



Fabric 3

Cut 4 squares 2 7/8" and bisect on one diagonal

Cut 1 square 5 1/4" and bisect on both diagonals

4



Fabric 4

Cut 12 squares 2 1/2"

Cut 4 squares 2 7/8" and bisect on one diagonal

5

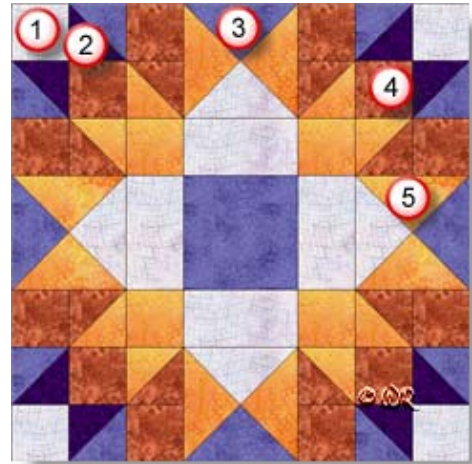


Fabric 5

Cut 4 squares 2 1/2"

Cut 4 squares 2 7/8" and bisect on one diagonal

Fabric Placement



Divided Cross

12" finished quilt block

How-to Notes



Bisect square on one diagonal



Bisect square on both diagonals

*All seam allowances are 1/4" unless noted otherwise

1



Fabric 1

Cut 4 squares 2"

Cut 4 rectangles 2" x 3 1/2"

Cut 1 square 4 1/4" and bisect on both diagonals

2



Fabric 2

Cut 4 squares 2 3/8" and bisect on one diagonal

3



Fabric 3

Cut 4 squares 2 3/8" and bisect on one diagonal

Cut 1 square 4 1/4" and bisect on both diagonals

4



Fabric 4

Cut 12 squares 2"

Cut 4 squares 2 3/8" and bisect on one diagonal

5

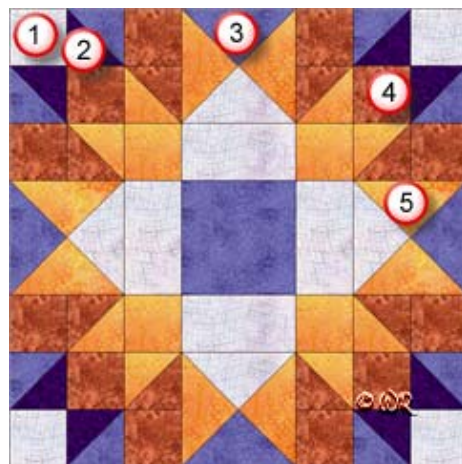


Fabric 5

Cut 4 squares 2"

Cut 4 squares 2 3/8" and bisect on one diagonal

Fabric Placement



Divided Cross

8" finished quilt block

How-to Notes



Bisect square on one diagonal



Bisect square on both diagonals

*All seam allowances are 1/4" unless noted otherwise

1



Fabric 1

Cut 4 squares 1 1/2"

Cut 4 rectangles 1 1/2" x 2 1/2"

Cut 1 square 3 1/4" and bisect on both diagonals

2



Fabric 2

Cut 4 squares 1 7/8" and bisect on one diagonal

3



Fabric 3

Cut 4 squares 1 7/8" and bisect on one diagonal

Cut 1 square 3 1/4" and bisect on both diagonals

4



Fabric 4

Cut 12 squares 1 1/2"

Cut 4 squares 1 7/8" and bisect on one diagonal

5

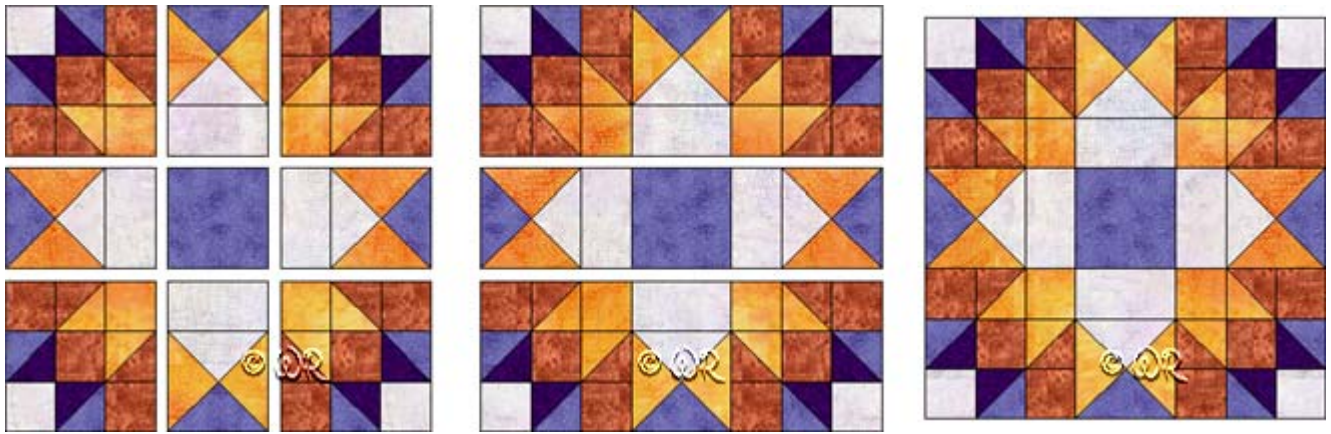
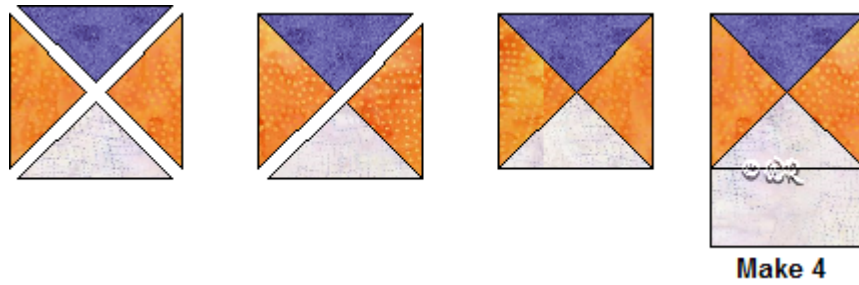
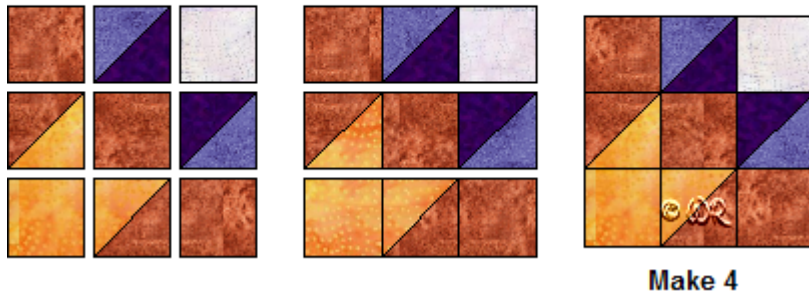
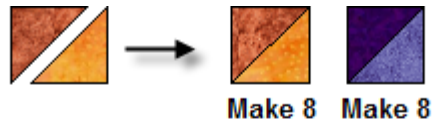


Fabric 5

Cut 4 squares 1 1/2"

Cut 4 squares 1 7/8" and bisect on one diagonal

Divided Cross



Divided Cross

Sample Quilt Layouts

