

## Dewey Dream

- a Variation



15" finished quilt block

10" finished quilt block

7 ½" finished quilt block

5" finished quilt block

# Patchwork Square

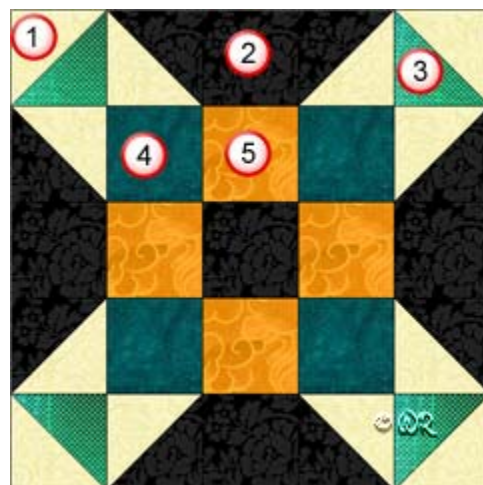
Free Quilt Block Pattern

## Dewey Dream - a Variation\*

15" finished quilt block

\*Dewey Dream is traditionally a two colour block — a dark and a light fabric. I like more colours.

Fabric Placement



### How-to Notes



Bisect square on one diagonal



Bisect square on both diagonals

\*All seam allowances are  $\frac{1}{4}$ " unless noted otherwise

1



#### Fabric 1

Cut 6 squares  $3\frac{7}{8}$ " and bisect on one diagonal

2



#### Fabric 2

Cut 5 squares  $3\frac{1}{2}$ "  
Cut 4 squares  $3\frac{7}{8}$ " and bisect on one diagonal

3



#### Fabric 3

Cut 2 squares  $3\frac{7}{8}$ " and bisect on one diagonal

4



#### Fabric 4

Cut 4 squares  $3\frac{1}{2}$ "

5



#### Fabric 5

Cut 4 squares  $3\frac{1}{2}$ "

# Patchwork Square

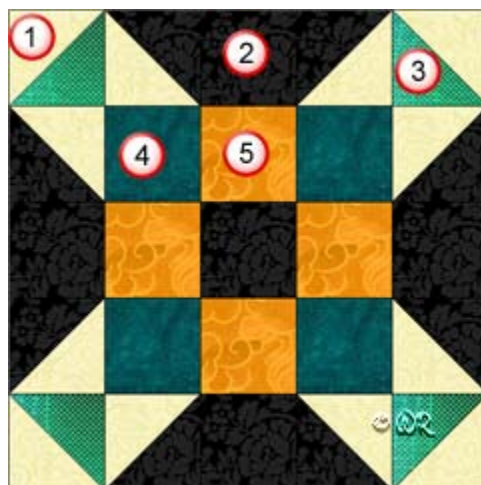
Free Quilt Block Pattern

## Dewey Dream - a Variation\*

10" finished quilt block

\*Dewey Dream is traditionally a two colour block — a dark and a light fabric. I like more colours.

Fabric Placement



### How-to Notes



Bisect square on one diagonal



Bisect square on both diagonals

\*All seam allowances are  $\frac{1}{4}$ " unless noted otherwise

1



**Fabric 1**

Cut 6 squares  $2\frac{7}{8}$ " and bisect on one diagonal

2



**Fabric 2**

Cut 5 squares  $2\frac{1}{2}$ "  
Cut 4 squares  $2\frac{7}{8}$ " and bisect on one diagonal

3



**Fabric 3**

Cut 2 squares  $2\frac{7}{8}$ " and bisect on one diagonal

4



**Fabric 4**

Cut 4 squares  $2\frac{1}{2}$ "

5



**Fabric 5**

Cut 4 squares  $2\frac{1}{2}$ "

# Patchwork Square

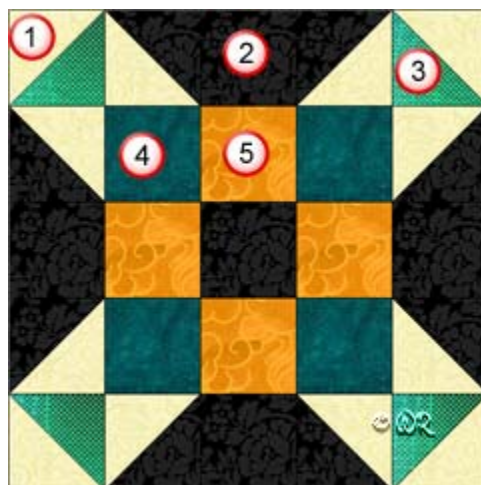
Free Quilt Block Pattern

## Dewey Dream - a Variation\*

7 1/2" finished quilt block

\*Dewey Dream is traditionally a two colour block — a dark and a light fabric. I like more colours.

Fabric Placement



### How-to Notes



Bisect square on one diagonal



Bisect square on both diagonals

\*All seam allowances are 1/4" unless noted otherwise

1



**Fabric 1**

Cut 6 squares 2 3/8" and bisect on one diagonal

2



**Fabric 2**

Cut 5 squares 2" and 4 squares 2 3/8" and bisect on one diagonal

3



**Fabric 3**

Cut 2 squares 2 3/8" and bisect on one diagonal

4



**Fabric 4**

Cut 4 squares 2"

5



**Fabric 5**

Cut 4 squares 2"

# Patchwork Square

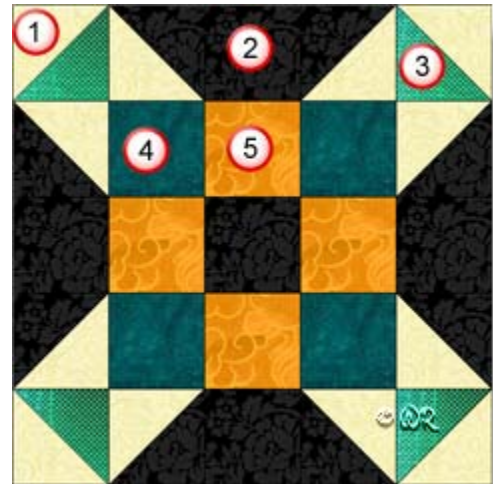
Free Quilt Block Pattern

## Dewey Dream - a Variation\*

5" finished quilt block

\*Dewey Dream is traditionally a two colour block — a dark and a light fabric. I like more colours.

Fabric Placement



### How-to Notes








Bisect square on one diagonal



Bisect square on both diagonals

\*All seam allowances are 1/4" unless noted otherwise

1		<b>Fabric 1</b> Cut 6 squares 1 7/8" and bisect on one diagonal
2		<b>Fabric 2</b> Cut 5 squares 1 1/2" Cut 4 squares 1 7/8" and bisect on one diagonal
3		<b>Fabric 3</b> Cut 2 squares 1 7/8" and bisect on one diagonal
4		<b>Fabric 4</b> Cut 4 squares 1 1/2"
5		<b>Fabric 5</b> Cut 4 squares 1 1/2"



# Patchwork Square

Free Quilt Block Pattern

## Dewey Dream - a Variation




Make 4



Make 8



Make 4



Make 1

