


Depression Block




- 12" finished quilt block
- 9" finished quilt block
- 8" finished quilt block
- 6" finished quilt block

Depression Block

12" finished quilt block

Fabric Placement



How-to Notes




Bisect square on one diagonal



Bisect square on both diagonals

*All seam allowances are 1/4" unless noted otherwise


1



Light fabrics (use a single fabric or assorted light fabrics)

Cut 8 squares 3 7/8" and bisect on one diagonal to yield 16 half square triangles

2




Dark fabrics (use a single fabric or assorted dark fabrics)

Cut 8 squares 3 7/8" and bisect on one diagonal to yield 16 half square triangles

Depression Block

9" finished quilt block

Fabric Placement



How-to Notes




Bisect square on one diagonal



Bisect square on both diagonals

*All seam allowances are 1/4" unless noted otherwise

1



Light fabrics (use a single fabric or assorted light fabrics)

Cut 8 squares 3 1/8" and bisect on one diagonal to yield 16 half square triangles

2




Dark fabrics (use a single fabric or assorted dark fabrics)

Cut 8 squares 3 1/8" and bisect on one diagonal to yield 16 half square triangles

Depression Block

8" finished quilt block

Fabric Placement



How-to Notes




Bisect square on one diagonal



Bisect square on both diagonals

*All seam allowances are 1/4" unless noted otherwise

1



Light fabrics (use a single fabric or assorted light fabrics)

Cut 8 squares 2 7/8" and bisect on one diagonal to yield 16 half square triangles


2



Dark fabrics (use a single fabric or assorted dark fabrics)

Cut 8 squares 2 7/8" and bisect on one diagonal to yield 16 half square triangles

Fabric Placement



Depression Block

6" finished quilt block

How-to Notes




Bisect square on one diagonal



Bisect square on both diagonals

*All seam allowances are 1/4" unless noted otherwise

1



Light fabrics (use a single fabric or assorted light fabrics)

Cut 8 squares 2 3/8" and bisect on one diagonal to yield 16 half square triangles


2



Dark fabrics (use a single fabric or assorted dark fabrics)

Cut 8 squares 2 3/8" and bisect on one diagonal to yield 16 half square triangles

Depression Block



Make 4



Depression Block

Sample Quilt Layouts

