


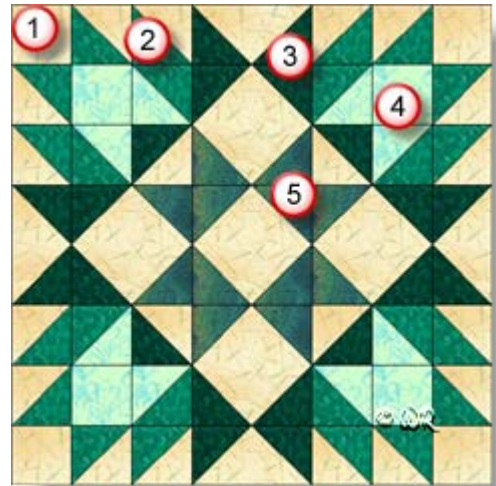
Delectable Mountains—Variation



16" finished quilt block

12" finished quilt block

Fabric Placement



Delectable Mountains — Variation

16" finished quilt block

How-to Notes



Bisect square on one diagonal

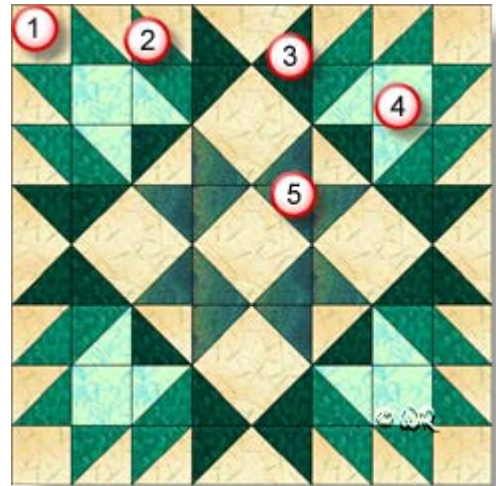


Bisect square on both diagonals

*All seam allowances are 1/4" unless noted otherwise

1		<p>Background fabric 1 Cut 4 squares 2 1/2" Cut 5 squares 3 3/8" Cut 10 squares 2 7/8" and bisect on one diagonal Cut 1 square 5 1/4" and bisect on both diagonals</p>
2		<p>Fabric 2 Cut 12 squares 2 7/8" and bisect on one diagonal</p>
3		<p>Fabric 3 Cut 10 squares 2 7/8" and bisect on one diagonal</p>
4		<p>Fabric 4 Cut 4 squares 2 1/2" Cut 4 squares 2 7/8" and bisect on one diagonal</p>
5		<p>Fabric 5 Cut 6 squares 2 7/8" and bisect on one diagonal</p>

Fabric Placement



Delectable Mountains — Variation

12" finished quilt block

How-to Notes








Bisect square on one diagonal

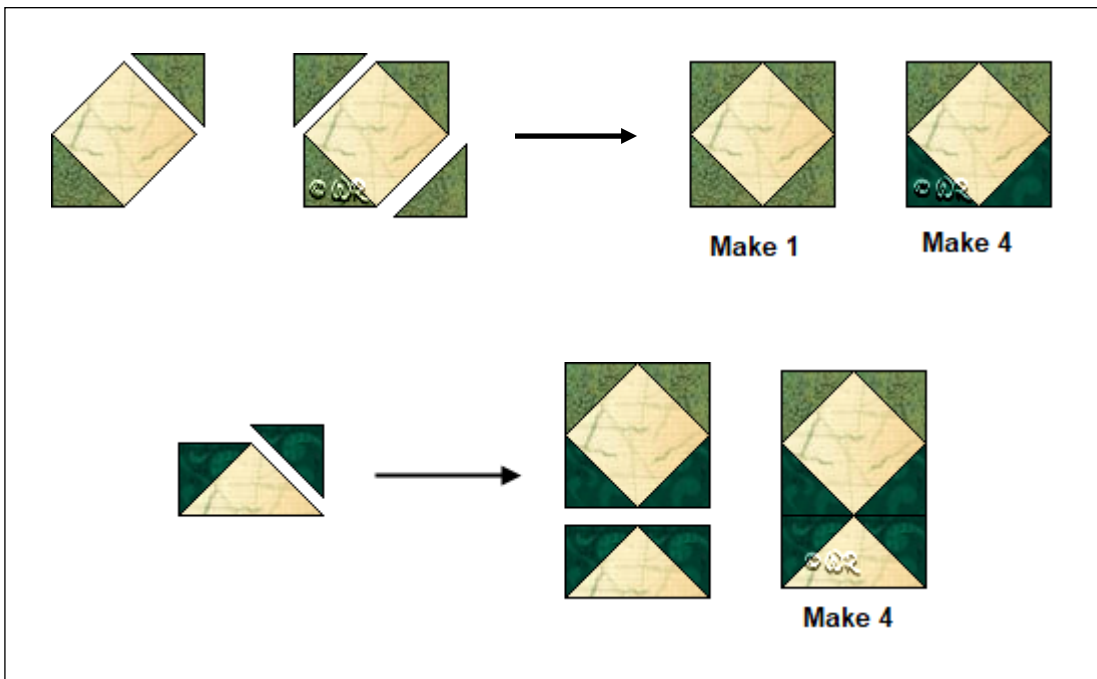
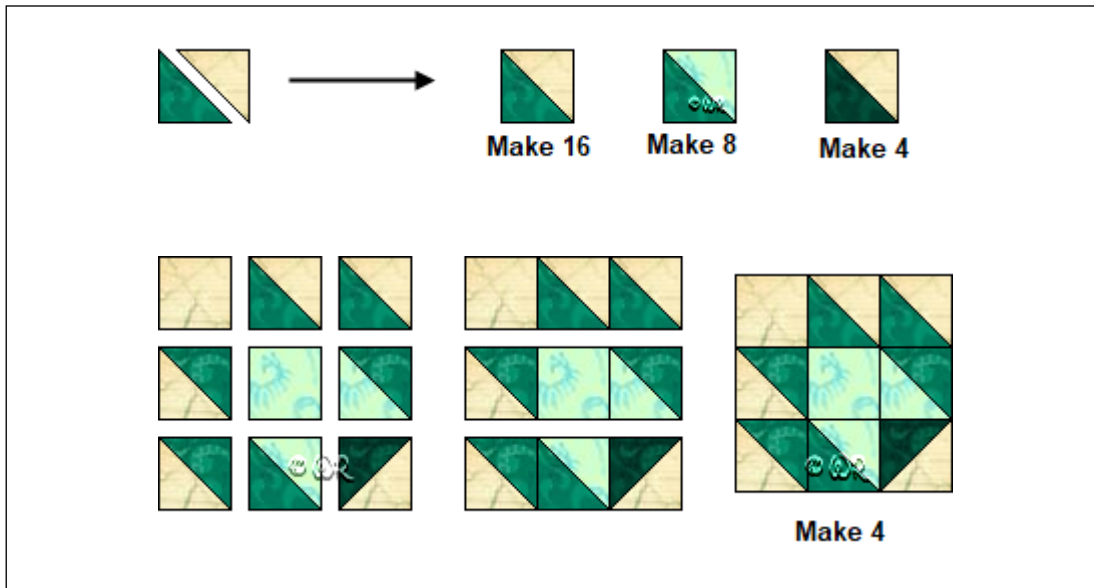


Bisect square on both diagonals



*All seam allowances are 1/4" unless noted otherwise

1		<p>Background fabric 1</p> <p>Cut 4 squares 2"</p> <p>Cut 5 squares 2 5/8"</p> <p>Cut 10 squares 2 3/8" and bisect on one diagonal</p> <p>Cut 1 square 4 1/4" and bisect on both diagonals</p>
2		<p>Fabric 2</p> <p>Cut 12 squares 2 3/8" and bisect on one diagonal</p>
3		<p>Fabric 3</p> <p>Cut 10 squares 2 3/8" and bisect on one diagonal</p>
4		<p>Fabric 4</p> <p>Cut 4 squares 2"</p> <p>Cut 4 squares 2 3/8" and bisect on one diagonal</p>
5		<p>Fabric 5</p> <p>Cut 6 squares 2 3/8" and bisect on one diagonal</p>

Delectable Mountains — Variation



Delectable Mountains — Variation



Delectable Mountains - Variation

Sample Quilt Layouts

