


Patchwork Square

Free Quilt Block Pattern

Day Dreams



16" finished quilt block

12" finished quilt block

8" finished quilt block

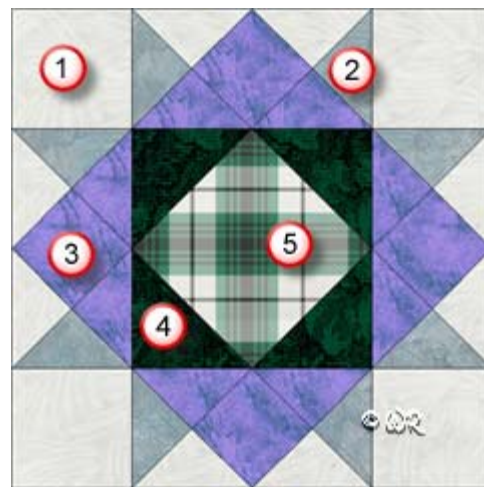
Patchwork Square

Free Quilt Block Pattern

Day Dreams

16" finished quilt block

Fabric Placement



How-to Notes








Bisect square on one diagonal



Bisect square on both diagonals

*All seam allowances are 1/4" and included in cutting measurements unless noted otherwise

1		Fabric 1 Cut 4 squares 4 1/2" Cut 2 squares 5 1/4" and bisect on both diagonals
2		Fabric 2 Cut 2 squares 5 1/4" and bisect on both diagonals
3		Fabric 3 Cut 4 squares 3 3/8" Cut 2 squares 5 1/4" and bisect on both diagonals
4		Fabric 4 Cut 2 squares 4 7/8" and bisect on one diagonal
5		Fabric 5 Cut centre square 6 -3/16"

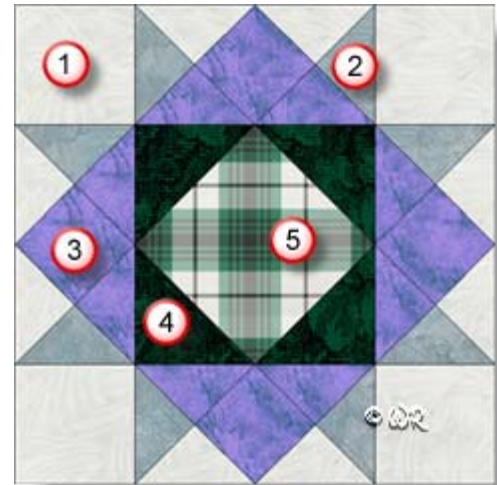
Patchwork Square

Free Quilt Block Pattern

Day Dreams

12" finished quilt block

Fabric Placement



How-to Notes








Bisect square on one diagonal



Bisect square on both diagonals

*All seam allowances are $\frac{1}{4}$ " and included in cutting measurements unless noted otherwise

1		Fabric 1 Cut 4 squares $3\frac{1}{2}$ " Cut 2 squares $4\frac{1}{4}$ " and bisect on both diagonals
2		Fabric 2 Cut 2 squares $4\frac{1}{4}$ " and bisect on both diagonals
3		Fabric 3 Cut 4 squares $2\frac{5}{8}$ " Cut 2 squares $4\frac{1}{4}$ " and bisect on both diagonals
4		Fabric 4 Cut 2 squares $3\frac{7}{8}$ " and bisect on one diagonal
5		Fabric 5 Cut centre square $4\frac{3}{4}$ "

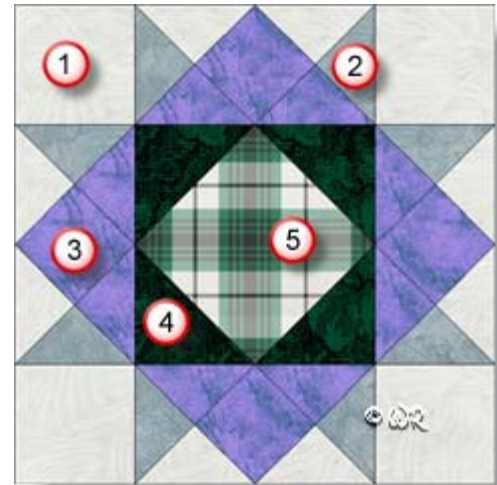
Patchwork Square

Free Quilt Block Pattern

Day Dreams

8" finished quilt block

Fabric Placement



How-to Notes



Bisect square on one diagonal



Bisect square on both diagonals

*All seam allowances are $\frac{1}{4}$ " and included in cutting measurements unless noted otherwise

1



Fabric 1

Cut 4 squares $2\frac{1}{2}$ "

Cut 2 squares $3\frac{1}{4}$ " and bisect on both diagonals

2



Fabric 2

Cut 2 squares $3\frac{1}{4}$ " and bisect on both diagonals

3



Fabric 3

Cut 4 squares 1-15-16"

Cut 2 squares $3\frac{1}{4}$ " and bisect on both diagonals

4



Fabric 4

Cut 2 squares $2\frac{7}{8}$ " and bisect on one diagonal

5



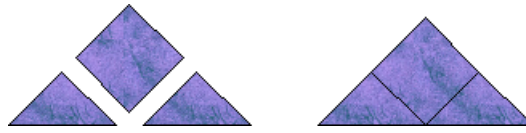
Fabric 5

Cut centre square $3\frac{3}{8}$ "


Patchwork Square

Free Quilt Block Pattern

Day Dreams



Make 4



Make 4



Make 1

