


## Dancing Bear

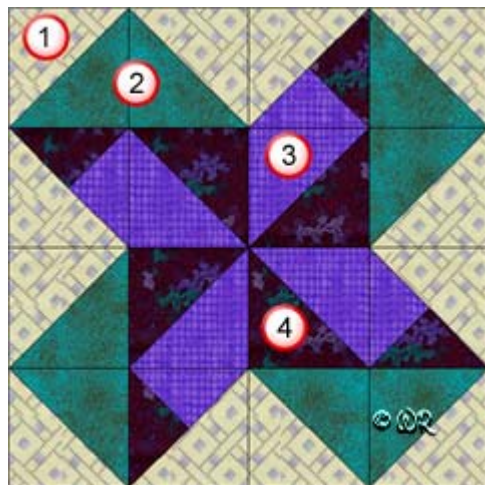


12" finished quilt block  
8" finished quilt block  
6" finished quilt block

## Dancing Bear

12" finished quilt block

Fabric Placement



### How-to Notes



Bisect square on one diagonal



Bisect square on both diagonals

\*All seam allowances are 1/4" unless noted otherwise

1



**Background fabric 1**

Cut 6 squares 3 7/8" and bisect on one diagonal

2



**Fabric 2**

Cut 6 squares 3 7/8" and bisect on one diagonal

3



**Fabric 3**

Cut 2 squares 3 7/8" and bisect on one diagonal  
Cut 1 square 4 1/4" and bisect on both diagonals

4



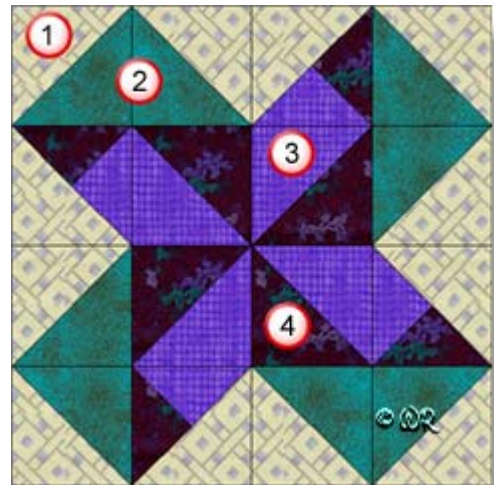
**Fabric 4**

Cut 2 squares 3 7/8" and bisect on one diagonal  
Cut 1 square 4 1/4" and bisect on both diagonals

## Dancing Bear

8" finished quilt block

Fabric Placement



### How-to Notes



Bisect square on one diagonal



Bisect square on both diagonals

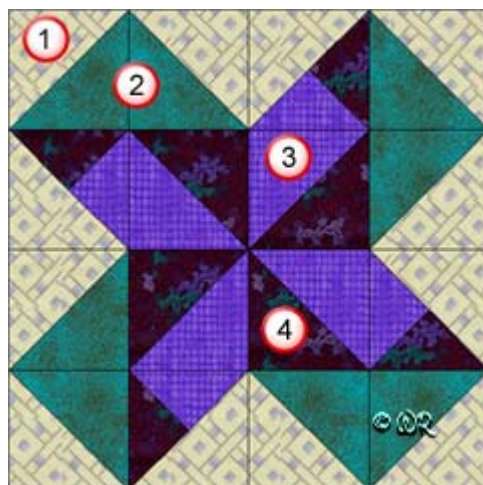
\*All seam allowances are 1/4" unless noted otherwise

<b>1</b>		<p><b>Background fabric 1</b></p> <p>Cut 6 squares 2 7/8" and bisect on one diagonal</p>
<b>2</b>		<p><b>Fabric 2</b></p> <p>Cut 6 squares 2 7/8" and bisect on one diagonal</p>
<b>3</b>		<p><b>Fabric 3</b></p> <p>Cut 2 squares 2 7/8" and bisect on one diagonal Cut 1 square 3 1/4" and bisect on both diagonals</p>
<b>4</b>		<p><b>Fabric 4</b></p> <p>Cut 2 squares 2 7/8" and bisect on one diagonal Cut 1 square 3 1/4" and bisect on both diagonals</p>

## Dancing Bear

6" finished quilt block

Fabric Placement



### How-to Notes



Bisect square on one diagonal



Bisect square on both diagonals

\*All seam allowances are 1/4" unless noted otherwise

1



**Background fabric 1**

Cut 6 squares 2 3/8" and bisect on one diagonal

2



**Fabric 2**

Cut 6 squares 2 3/8" and bisect on one diagonal

3



**Fabric 3**

Cut 2 squares 2 3/8" and bisect on one diagonal  
Cut 1 square 2 3/4" and bisect on both diagonals

4




**Fabric 4**


Cut 2 squares 2 3/8" and bisect on one diagonal  
Cut 1 square 2 3/4" and bisect on both diagonals






## Dancing Bear



Make 8




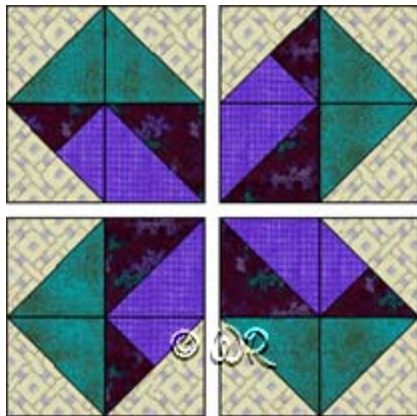
Make 4



Make 4



Make 4



# Dancing Bear

## Sample Quilt Layouts

