

Dakota Gold



15" finished quilt block

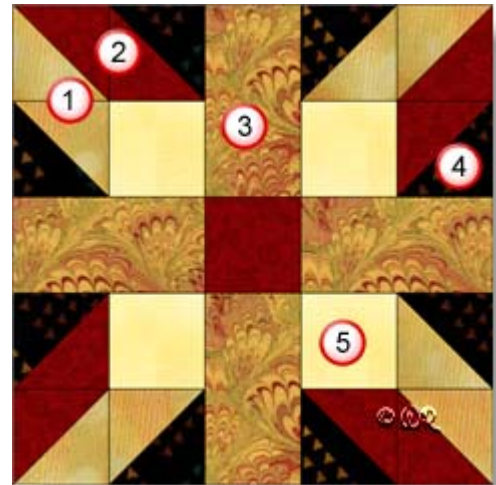
10" finished quilt block

5" finished quilt block

Patchwork Square

Free Quilt Block Pattern

Fabric Placement



Dakota Gold

15" finished quilt block

How-to Notes



Bisect square on one diagonal



Bisect square on both diagonals

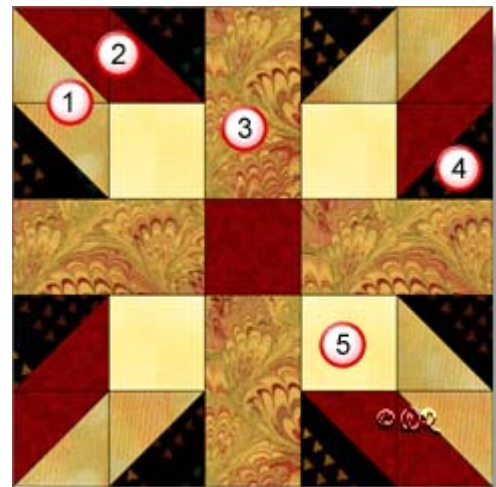
*All seam allowances are 1/4" unless noted otherwise

1		Fabric 1 Cut 4 squares 3 7/8" and bisect on one diagonal
2		Fabric 2 Cut 1 square 3 1/2" Cut 4 squares 3 7/8" and bisect on one diagonal
3		Fabric 3 Cut 4 rectangles 3 1/2" x 6 1/2"
4		Fabric 4 Cut 4 squares 3 7/8" and bisect on one diagonal
5		Fabric 5 Cut 4 squares 3 1/2"

Patchwork Square

Free Quilt Block Pattern

Fabric Placement



Dakota Gold

10" finished quilt block

How-to Notes








Bisect square on one diagonal



Bisect square on both diagonals

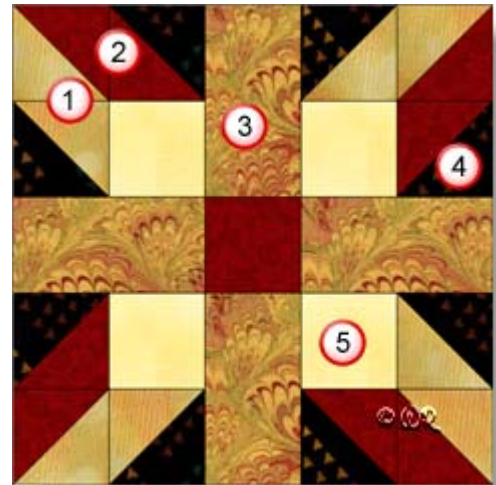
*All seam allowances are 1/4" unless noted otherwise

1		Fabric 1 Cut 4 squares 2 7/8" and bisect on one diagonal
2		Fabric 2 Cut 1 square 2 1/2" Cut 4 squares 2 7/8" and bisect on one diagonal
3		Fabric 3 Cut 4 rectangles 2 1/2" x 4 1/2"
4		Fabric 4 Cut 4 squares 2 7/8" and bisect on one diagonal
5		Fabric 5 Cut 4 squares 2 1/2"

Patchwork Square

Free Quilt Block Pattern

Fabric Placement



Dakota Gold

5" finished quilt block

How-to Notes








Bisect square on one diagonal



Bisect square on both diagonals

*All seam allowances are 1/4" unless noted otherwise

1		Fabric 1 Cut 4 squares 1 7/8" and bisect on one diagonal
2		Fabric 2 Cut 1 square 1 1/2" Cut 4 squares 1 7/8" and bisect on one diagonal
3		Fabric 3 Cut 4 rectangles 1 1/2" x 2 1/2"
4		Fabric 4 Cut 4 squares 1 7/8" and bisect on one diagonal
5		Fabric 5 Cut 4 squares 1 1/2"

Patchwork Square

Free Quilt Block Pattern

Dakota Gold



Make 4 of each colour set



Make 4

