

Cut Glass Dish



15" finished quilt block

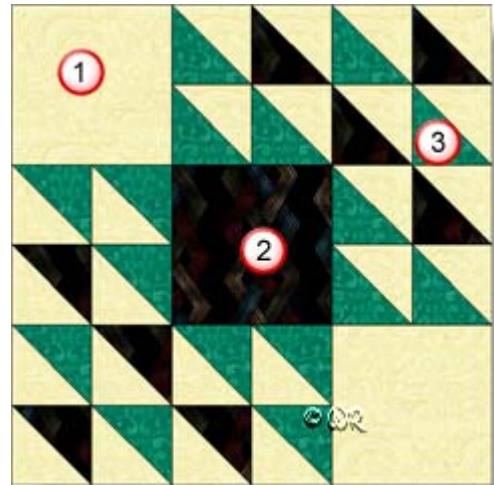
12" finished quilt block

9" finished quilt block

Patchwork Square

Free Quilt Block Pattern

Fabric Placement



Cut Glass Dish

15" finished quilt block

How-to Notes



Bisect square on one diagonal



Bisect square on both diagonals

*All seam allowances are $\frac{1}{4}$ " unless noted otherwise


1



Background fabric 1

Cut 2 squares $5\frac{1}{2}$ "
Cut 12 squares $3\frac{3}{8}$ " and bisect on one diagonal

2



Fabric 2

Cut 1 square $5\frac{1}{2}$ "
Cut 4 squares $3\frac{3}{8}$ " and bisect on one diagonal

3



Fabric 3

Cut 8 squares $3\frac{3}{8}$ " and bisect on one diagonal

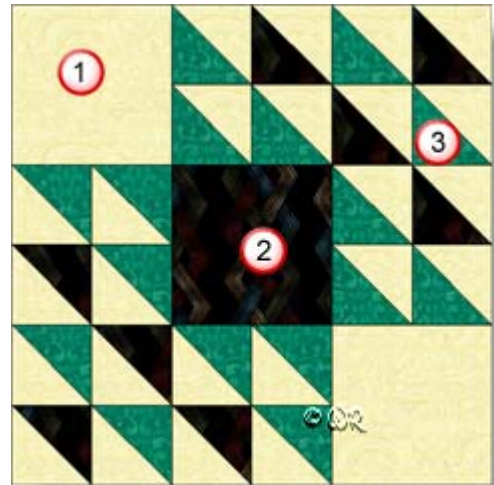
Patchwork Square

Free Quilt Block Pattern

Cut Glass Dish

12" finished quilt block

Fabric Placement



How-to Notes



Bisect square on one diagonal



Bisect square on both diagonals

*All seam allowances are $\frac{1}{4}$ " unless noted otherwise

1




Background fabric 1

Cut 2 squares $4\frac{1}{2}$ "

Cut 12 squares $2\frac{7}{8}$ " and bisect on one diagonal

2



Fabric 2

Cut 1 square $4\frac{1}{2}$ "

Cut 4 squares $2\frac{7}{8}$ " and bisect on one diagonal

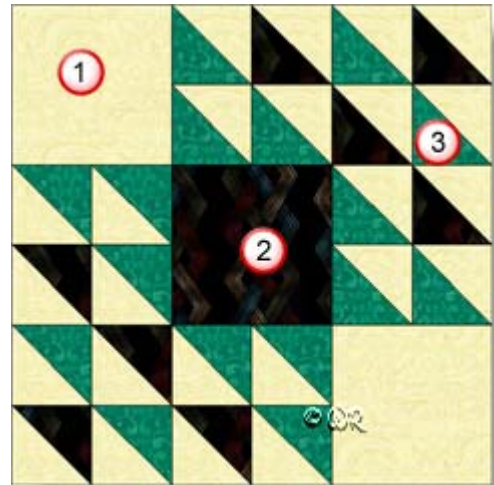
3



Fabric 3

Cut 8 squares $2\frac{7}{8}$ " and bisect on one diagonal

Fabric Placement



Cut Glass Dish

9" finished quilt block

How-to Notes



Bisect square on one diagonal



Bisect square on both diagonals

*All seam allowances are $\frac{1}{4}$ " unless noted otherwise


1



Background fabric 1

Cut 2 squares $3\frac{1}{2}$ "
Cut 12 squares $2\frac{3}{8}$ " and bisect on one diagonal

2



Fabric 2

Cut 1 square $3\frac{1}{2}$ "
Cut 4 squares $2\frac{3}{8}$ " and bisect on one diagonal

3



Fabric 3

Cut 8 squares $2\frac{3}{8}$ " and bisect on one diagonal

Cut Glass Dish



Make 8




Make 16



Make 4



Make 2



Cut Glass Dish

Sample Quilt Layouts

