

Patchwork Square

Free Quilt Block Pattern

Crosses and Losses



12" finished quilt block

10" finished quilt block

8" finished quilt block

6" finished quilt block

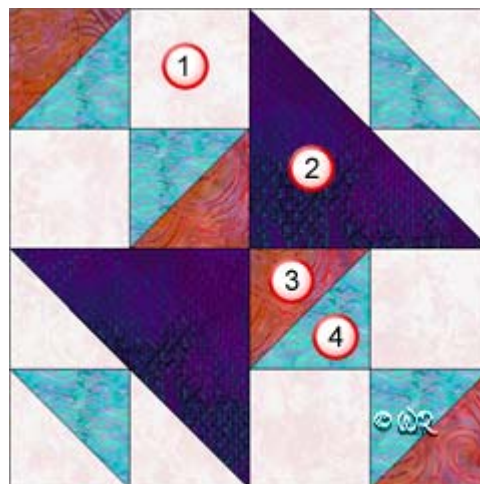
Patchwork Square

Free Quilt Block Pattern

Crosses and Losses

12" finished quilt block

Fabric Placement



How-to Notes



Bisect square on one diagonal



Bisect square on both diagonals

*All seam allowances are $\frac{1}{4}$ " unless noted otherwise

1



Background fabric 1

Cut 4 squares $3\frac{1}{2}$ "

Cut 3 squares $3\frac{7}{8}$ " and bisect on one diagonal


2



Fabric 2

Cut 1 square $6\frac{7}{8}$ " and bisect on one diagonal

3



Fabric 3

Cut 2 squares $3\frac{7}{8}$ " and bisect on one diagonal

4



Fabric 4

Cut 3 squares $3\frac{7}{8}$ " and bisect on one diagonal


Patchwork Square

Free Quilt Block Pattern

Crosses and Losses

10" finished quilt block

Fabric Placement



How-to Notes



Bisect square on one diagonal



Bisect square on both diagonals

*All seam allowances are $\frac{1}{4}$ " unless noted otherwise

1



Background fabric 1

Cut 4 squares 3"

Cut 3 squares $3\frac{3}{8}$ " and bisect on one diagonal

2



Fabric 2

Cut 1 square $5\frac{7}{8}$ " and bisect on one diagonal

3



Fabric 3

Cut 2 squares $3\frac{3}{8}$ " and bisect on one diagonal

4



Fabric 4

Cut 3 squares $3\frac{3}{8}$ " and bisect on one diagonal


Patchwork Square

Free Quilt Block Pattern

Crosses and Losses

8" finished quilt block

Fabric Placement



How-to Notes



Bisect square on one diagonal



Bisect square on both diagonals

*All seam allowances are $\frac{1}{4}$ " unless noted otherwise

1



Background fabric 1

Cut 4 squares $2\frac{1}{2}$ "

Cut 3 squares $2\frac{7}{8}$ " and bisect on one diagonal

2



Fabric 2

Cut 1 square $4\frac{7}{8}$ " and bisect on one diagonal

3



Fabric 3

Cut 2 squares $2\frac{7}{8}$ " and bisect on one diagonal

4



Fabric 4

Cut 3 squares $2\frac{7}{8}$ " and bisect on one diagonal


Patchwork Square

Free Quilt Block Pattern

Crosses and Losses

6" finished quilt block

Fabric Placement



How-to Notes



Bisect square on one diagonal



Bisect square on both diagonals

*All seam allowances are $\frac{1}{4}$ " unless noted otherwise

1



Background fabric 1

Cut 4 squares 2"

Cut 3 squares $2\frac{3}{8}$ " and bisect on one diagonal

2



Fabric 2

Cut 1 square $3\frac{7}{8}$ " and bisect on one diagonal

3



Fabric 3

Cut 2 squares $2\frac{3}{8}$ " and bisect on one diagonal

4



Fabric 4

Cut 3 squares $2\frac{3}{8}$ " and bisect on one diagonal

Patchwork Square

Free Quilt Block Pattern

Crosses and Losses

