


Patchwork Square

Free Quilt Block Pattern

Cross and Crown



- 15" finished quilt block
- 10" finished quilt block
- 7 ½" finished quilt block
- 5" finished quilt block

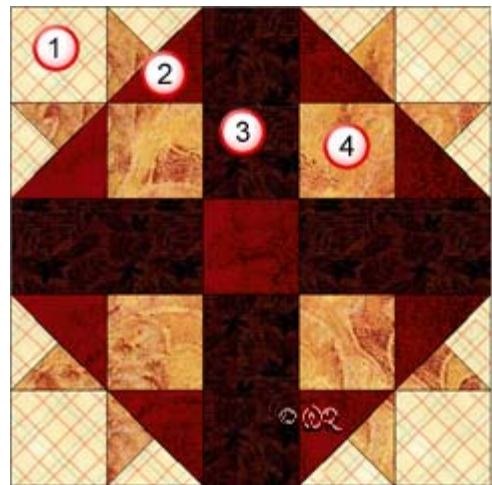
Patchwork Square

Free Quilt Block Pattern

Cross and Crown

15" finished quilt block

Fabric Placement



How-to Notes



Bisect square on one diagonal



Bisect square on both diagonals

*All seam allowances are $\frac{1}{4}$ " unless noted otherwise

1



Background fabric 1

Cut 4 squares $3\frac{1}{2}$ "

Cut 2 squares $4\frac{1}{4}$ " and bisect on both diagonals

2



Fabric 2

Cut 1 square $3\frac{1}{2}$ "

Cut 4 squares $3\frac{7}{8}$ " and bisect on one diagonal

3



Fabric 3

Cut 4 rectangles $3\frac{1}{2}$ " x $6\frac{1}{2}$ "

4



Fabric 4

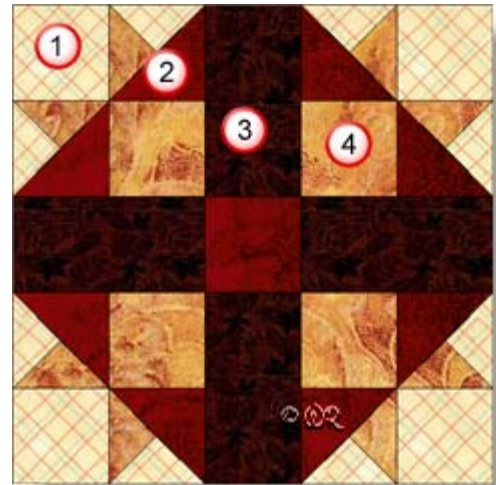
Cut 4 squares $3\frac{1}{2}$ "

Cut 2 squares $4\frac{1}{4}$ " and bisect on both diagonals

Patchwork Square

Free Quilt Block Pattern

Fabric Placement



Cross and Crown

10" finished quilt block

How-to Notes





Bisect square on one diagonal



Bisect square on both diagonals

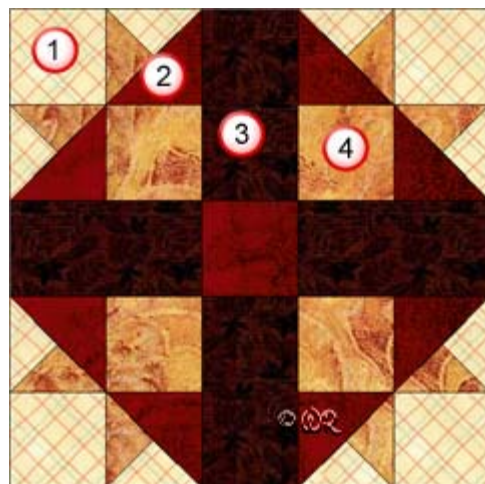
*All seam allowances are $\frac{1}{4}$ " unless noted otherwise

1		Background fabric 1 Cut 4 squares $2\frac{1}{2}$ " Cut 2 squares $3\frac{1}{4}$ " and bisect on both diagonals
2		Fabric 2 Cut 1 square $2\frac{1}{2}$ " Cut 4 squares $2\frac{7}{8}$ " and bisect on one diagonal
3		Fabric 3 Cut 4 rectangles $2\frac{1}{2}$ " x $4\frac{1}{2}$ "
4		Fabric 4 Cut 4 squares $2\frac{1}{2}$ " Cut 2 squares $3\frac{1}{4}$ " and bisect on both diagonals

Patchwork Square

Free Quilt Block Pattern

Fabric Placement



Cross and Crown

7 1/2" finished quilt block

How-to Notes



Bisect square on one diagonal



Bisect square on both diagonals

*All seam allowances are 1/4" unless noted otherwise

1



Background fabric 1

Cut 4 squares 2 "

Cut 2 squares 2 3/4" and bisect on both diagonals

2




Fabric 2

Cut 1 square 2 "

Cut 4 squares 2 3/8" and bisect on one diagonal


3



Fabric 3

Cut 4 rectangles 2 " x 3 1/2"

4



Fabric 4

Cut 4 squares 2 "

Cut 2 squares 2 3/4" and bisect on both diagonals

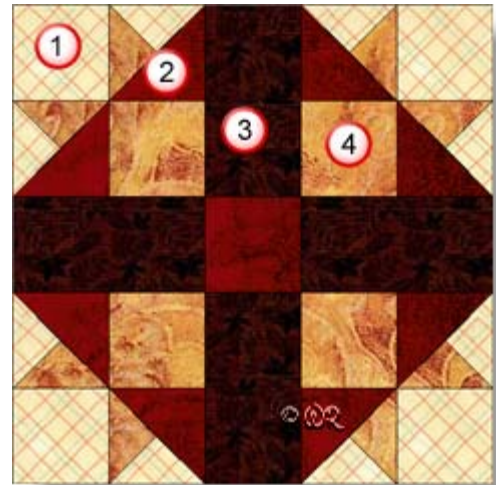
Patchwork Square

Free Quilt Block Pattern

Cross and Crown

5" finished quilt block

Fabric Placement



How-to Notes





Bisect square on one diagonal



Bisect square on both diagonals

*All seam allowances are ¼" unless noted otherwise

1		Background fabric 1 Cut 4 squares 1 ½" Cut 2 squares 2 ¼" and bisect on both diagonals
2		Fabric 2 Cut 1 square 1 ½" Cut 4 squares 1 7/8" and bisect on one diagonal
3		Fabric 3 Cut 4 rectangles 1 ½" x 2 ½"
4		Fabric 4 Cut 4 squares 1 ½" Cut 2 squares 2 ¼" and bisect on both diagonals

Patchwork Square

Free Quilt Block Pattern

Cross and Crown

1




Make 4

2



Make 4

3



Make 4

