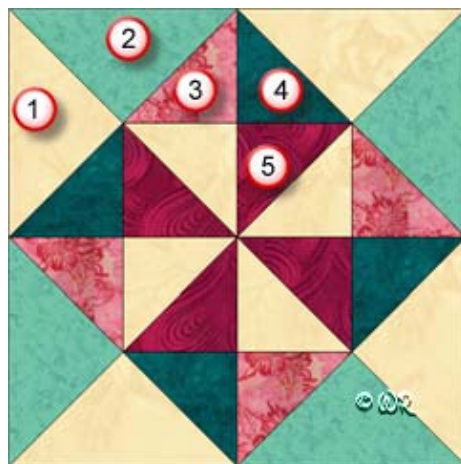


## Cowboys



12" finished quilt block  
8" finished quilt block  
6" finished quilt block

Fabric Placement



## Cowboys

12" finished quilt block

### How-to Notes








Bisect square on one diagonal



Bisect square on both diagonals

\*All seam allowances are 1/4" unless noted otherwise

<b>1</b>		<p><b>Fabric 1</b></p> <p>Cut 2 squares 3 7/8" and bisect on one diagonal            Cut 1 square 7 1/4" and bisect on both diagonals</p>
<b>2</b>		<p><b>Fabric 2</b></p> <p>Cut 1 square 7 1/4" and bisect on both diagonals</p>
<b>3</b>		<p><b>Fabric 3</b></p> <p>Cut 2 squares 3 7/8" and bisect on one diagonal</p>
<b>4</b>		<p><b>Fabric 4</b></p> <p>Cut 2 squares 3 7/8" and bisect on one diagonal</p>
<b>5</b>		<p><b>Fabric 5</b></p> <p>Cut 2 squares 3 7/8" and bisect on one diagonal</p>


# Patchwork Square

Free Quilt Block Pattern

## Cowboys

8" finished quilt block

Fabric Placement



### How-to Notes








Bisect square on one diagonal



Bisect square on both diagonals

\*All seam allowances are 1/4" unless noted otherwise

<b>1</b>		<p><b>Fabric 1</b></p> <p>Cut 2 squares 2 7/8" and bisect on one diagonal Cut 1 square 5 1/4" and bisect on both diagonals</p>
<b>2</b>		<p><b>Fabric 2</b></p> <p>Cut 1 square 5 1/4" and bisect on both diagonals</p>
<b>3</b>		<p><b>Fabric 3</b></p> <p>Cut 2 squares 2 7/8" and bisect on one diagonal</p>
<b>4</b>		<p><b>Fabric 4</b></p> <p>Cut 2 squares 2 7/8" and bisect on one diagonal</p>
<b>5</b>		<p><b>Fabric 5</b></p> <p>Cut 2 squares 2 7/8" and bisect on one diagonal</p>

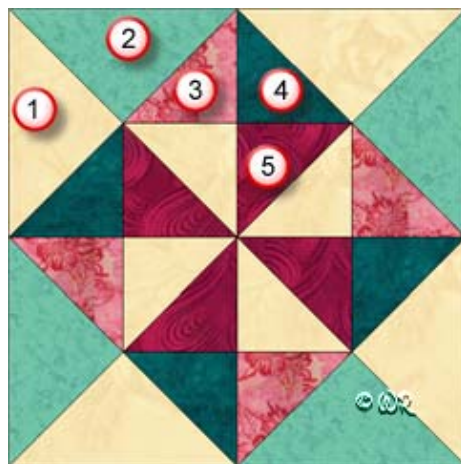
# Patchwork Square

Free Quilt Block Pattern

## Cowboys

6" finished quilt block

Fabric Placement



### How-to Notes








Bisect square on one diagonal


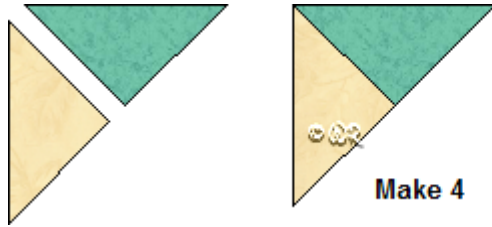


Bisect square on both diagonals

\*All seam allowances are 1/4" unless noted otherwise

<b>1</b>		<p><b>Fabric 1</b></p> <p>Cut 2 squares 2 3/8" and bisect on one diagonal Cut 1 square 4 1/4" and bisect on both diagonals</p>
<b>2</b>		<p><b>Fabric 2</b></p> <p>Cut 1 square 4 1/4" and bisect on both diagonals</p>
<b>3</b>		<p><b>Fabric 3</b></p> <p>Cut 2 squares 2 3/8" and bisect on one diagonal</p>
<b>4</b>		<p><b>Fabric 4</b></p> <p>Cut 2 squares 2 3/8" and bisect on one diagonal</p>
<b>5</b>		<p><b>Fabric 5</b></p> <p>Cut 2 squares 2 3/8" and bisect on one diagonal</p>

## Cowboys





## Cowboys

### Sample Quilt Layouts

